



## A. SORIANO CORPORATION

October 3, 2013

**PHILIPPINE STOCK EXCHANGE**  
3/F Philippine Stock Exchange Plaza  
Ayala Triangle, Ayala Avenue  
Makati City


**Attention: Janet A. Encarnacion**  
Head, Disclosure Dept.

Gentlemen:

In compliance with PSE reportorial requirements, attached is A. Soriano Corporation's Public Ownership Report as of September 30, 2013.

Thank you.

Very truly yours,

  
**ATTY. JOSHUA L. CASTRO**  
Corporate Information Officer

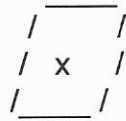
<b>A. SORIANO CORPORATION</b>			
<b>COMPUTATION OF SHARES HELD BY PUBLIC</b>			
<b>AS OF SEPTEMBER 30, 2013</b>			
		<b>% to Total I/O shares</b>	<b>Number of Shares</b>
<b>Issued and Outstanding shares</b>			<b>2,500,000,000</b>
<b>Less: Shareholdings of Directors/Officers</b>			
Andres Soriano III			
Direct		2.02	50,490,265
Eduardo J. Soriano			
Direct		0.0008	20,000
Indirect thru EJS Holdings, Inc.		0.64	16,018,782
Indirect thru C&E Property Holding, Inc		0.12	3,081,311
Indirect thru Edmen Property Holding		0.00	49,521
John Gokongwei, Jr.			
Direct		0.005	130,960
Indirect thru Universal Robina Corp.		0.003	73,428
Indirect thru JG Summit Holdings, Inc.		0.005	137,272
Oscar J. Hilado			
Direct		0.0008	20,000
Indirect thru AB Capital Securities		0.24	6,000,000
Roberto R. Romulo			
Direct		0.0008	20,000
Jose C. Ibazeta			
Direct		0.0013	32,951
Ernest K. Cuyegkeng			
Direct		0.0008	20,000
	<b>Sub-total %</b>	<b>3.04</b>	<b>76,094,491</b>
<b>Less: Affiliated Accounts</b>			
Anscor Consolidated Corp.			
Direct		36.09	902,172,303
Indirect (thru PCD-Fil)		13.46	336,445,088
C&E Property Holdings, Inc.			
Direct		1.00	24,930,611
Edmen Property Holdings, Inc.			
Direct		1.10	27,462,404
MCMS Property Holdings, Inc.			
Direct		1.06	26,513,928
	<b>Sub-total %</b>	<b>52.70</b>	<b>1,317,524,333</b>
<b>Less: Substantial Stockholders</b>			
AZ Asia Ltd.Philippines, Inc.			
Direct		7.07	176,646,329
ATR Kim Eng Securities			
Direct		17.56	438,938,005
	<b>Sub-total %</b>	<b>24.62</b>	<b>615,584,334</b>
	<b>Total %</b>	<b>80.37</b>	
<b>Shares Owned by Public</b>			<b>490,796,842</b>
<b>% of Issued Shares</b>			<b>19.63%</b>

**A. SORIANO CORPORATION  
AS OF SEPTEMBER 30, 2013**

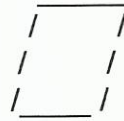
**PUBLIC OWNERSHIP PERCENTAGE**  
Total Number of Shares Owned by the Public

$$\frac{490,796,842}{2,500,000,000} = 19.63\%$$

Required Public Ownership % = 10%



Complied



Not Complied

Number of Issued and Outstanding Shares	=	2,500,000,000
Number of Outstanding Shares	=	2,500,000,000
Number of Treasury Shares	=	None
Number of Listed Shares	=	2,500,000,000
Number of Foreign-Owned Shares	=	517,886,266
Foreign Ownership Level (%)	=	20.72%
Foreign Ownership Limit (%)	=	40%
Number of Stockholders	=	11,481
Number of Stockholders owning at least one board lot each	=	11,057