

# COVER SHEET

							P	W	-	2
--	--	--	--	--	--	--	---	---	---	---

SEC Registration Number

[illegible]

(Company's Full Name)

7/F	PACIFIC STAR BUILDING
GIL J. PUYAT AVENUE COR.	MAKATI AVE.
MAKATI CITY	

(Business Address: No. Street City/Town/Province)

**ATTY. JOSHUA L. CASTRO**

(Contact Person)

819-0251

(Company Telephone Number)

1	2
---	---

*Month* *Day*  
(Fiscal Year)

SEC FORM 20-IS  
DEFINITIVE INFORMATION STATEMENT

(Form Type)

0	4
---	---

1	9
---	---

*Month*      *Day*  
(Annual Meeting)

**Not Applicable**

(Secondary License Type, If Applicable)

--

Dept. Requiring this Doc.

\_\_\_\_\_

Amended Articles Number/Section

--

Total No. of Stockholders

\_\_\_\_\_

Domestic

\_\_\_\_\_

Foreign

To be accomplished by SEC Personnel concerned

[illegible]

File Number

LCU

LCU

[illegible]

Document ID

Cashier

Cashier

## STAMPS

STAMPS

Remarks: Please use BLACK ink for scanning purposes.



## A. SORIANO CORPORATION

### Notice of Annual Meeting of Stockholders

NOTICE IS HEREBY GIVEN that the regular Annual Stockholders Meeting (ASM) of A. Soriano Corporation (ANSCOR or the Company) will be held on Wednesday, 19 April 2023 at 10:00 A.M. virtually at <https://www.anscor.com.ph/2023-annualstockholders-meeting-live-stream/>. There will be no physical venue for the ASM.

Stockholders who would like to participate in the virtual ASM may register by sending an email of their intention to participate to [registration@anscor.com.ph](mailto:registration@anscor.com.ph) not later than three (3) working days before the ASM or not later than 14 April 2023. The Procedure for Registration, Participation and Voting in the 2023 ASM of the Company is attached as Annex "A". A livestream of the virtual ASM will also be posted in the Company's website.

The agenda for the meeting and its explanation is as follows:

1. Approval of the minutes of previous meeting. The minutes of ASM last 20 April 2022 is posted in the Company's website. Please refer to pages 30 to 35 of the Information Statement ("IS") for further information on the approval of minutes of previous meeting.
2. Presentation of the Chairman and Chief Executive Officer's Message to Stockholders. The Chairman's Message to Stockholders is a summary of the Company's financial performance for the year ended December 31, 2022.
3. Election of members of the Board of Directors. The members of the Board of Directors are elected annually during the ASM and shall serve until the next ASM or until their successors are elected or appointed in case of vacancy due to death, resignation or removal. Please refer to pages 8 to 11 of the IS for the nominees for election as Directors of the Company.
4. Approval for Mr. Oscar J. Hilado to continue to act as Independent Director of the Company. The Company is allowed to retain an Independent Director who has served for more than nine years to continue based on meritorious justification/s and provided Stockholders' approval is secured. Please refer to pages 7 and 8 of the IS.
5. Approval of the amendment of Sections 2 and 3 of Article III on Meetings in order to formalize in the By-Laws the option to hold Stockholders' meetings virtually or via remote communications and to include e-mail and other alternative methods of sending notices of meetings to stockholders, specifically:

- a. A second paragraph to Section 2 of Article III was added to read as follows:

Section 2.      Xxx              xxx              xxx

"The Board of Directors may authorize stockholders who cannot physically attend at stockholders' meetings to participate in such meetings through remote communications or other alternative modes of communication. The right to vote of stockholders may also be exercised through remote communication or in absentia when so authorized by the Board of Directors. The resolution of the Board of Directors authorizing the stockholders' participation in stockholders' meetings through remote communication and/or the right to vote through remote communication or in absentia shall only be applicable for a particular meeting through remote communication or in absentia when so authorized by the Board of Directors. The resolution of the Board of Directors authorizing the stockholders' participation in stockholders' meetings through remote communication and/or the right to vote through remote or in absentia shall only be applicable for a particular meeting."

- b. Section 3 of Article III was amended to read as follows:

Section 3. Notices of ordinary stockholders' meeting shall be sent to stockholders of record at least fifteen (15) days prior to the scheduled annual stockholders' meeting. Notices for special meetings shall be mailed and deposited in any post office in Metro Manila addressed to each stockholder at his/her address registered in the Stock and Transfer Books of the Corporation at least fifteen

(15) business days prior to the date of the meeting. **The notices of stockholders' meetings may also be sent to the stockholders through email or by posting in the Corporation's website and by publication in a newspaper of general circulation when so permitted by rules and regulations or circulars issued by the Securities and Exchange Commission.** The notice shall state the business to be discussed at the meeting and any other matters not stated therein shall not be touched upon. **The notice to the stockholders shall also include the requirements and procedure to be followed when stockholders are allowed to participate by remote communication or in absentia, and the manner of casting of votes and the period during which votes by remote communication or in absentia will be accepted."**

Please refer to page 34 of the IS.

6. Approval of the amendment of Sections 6 and 7 of Article IV on Board of Directors in order to formalize in the By-Laws the option to hold Board meetings virtually or via remote communications and to include e-mail and messaging services as methods of sending notices of meetings to directors, specifically:

- a) A second paragraph to Section 6 of Article IV was added to read as follows:

Section 6. xxx    xxxx    xxxx

**Directors who cannot physically attend or vote at Board meetings may participate through remote communication such as videoconferencing, teleconferencing, or other alternative modes of communication that allow them reasonable opportunities to participate. Directors cannot attend or vote by proxy at Board meetings.**

- b) Section 7 of Article IV was amended to read as follows:

Section 7. Notice of the regular or special meetings of the Board shall be communicated by the Secretary to each director, by email, messaging services, verbally or in writing at his residence or usual place of business at least twenty-four (24) hours before the meeting.

Please refer to pages 35 of the IS.

7. Appointment of external auditors. The appointment of SGV & Co. will be presented for approval of the Stockholders.
8. Ratification of all acts, contracts, investments and resolutions of the Board of Directors and Management since the last annual meeting. As a matter of policy, Management seeks the ratification of all acts, contracts, investments and resolutions of the Board of Directors and Management since the last annual meeting. Please refer to pages 30 to 35 of the IS for a summary of resolutions passed by the Board of Directors.
9. Such other business as may properly come before the meeting. Any other matter which may properly be brought may be taken up by the stockholders during this portion of the meeting.

Only stockholders of record in the books of the Company at the close of business on 17 March 2023 will be entitled to vote at the meeting.

Stockholders are requested to complete, date, sign, and return the enclosed proxy form to reach the Company as promptly as possible not less than ten (10) working days prior to the Annual Meeting or not later than 31 March 2023. The duly signed proxy form may be emailed to our Stockholder Relations Officer, Ms. Rose Reyes at [rose.reyes@anscor.com.ph](mailto:rose.reyes@anscor.com.ph).

Proxy validation will be held at A. Soriano Corporation, 7th Floor, Pacific Star Bldg., Makati Avenue corner Gil Puyat Avenue, Makati City on 12 April 2023 from 11:00 A.M. to 12:00 noon.

Makati City, Philippines, 28 March 2023.

THE BOARD OF DIRECTORS

By:



**LORNA PATAJO-KAPUNAN**  
Corporate Secretary

**Procedure for Registration, Participation and Voting  
in the 2022 Annual Stockholders Meeting  
of A. SORIANO CORPORATION**

A. Soriano Corporation (the Company) will be conducting its Annual Stockholders Meeting (ASM) on 19 April 2023 at 10:00 AM virtually at <https://www.anscor.com.ph/2023-annual-stockholders-meeting-live-stream/>. There will be no physical venue for the ASM.

Each share of stock outstanding as of 17 March 2023 are entitled to participate and vote in the 2023 ASM.

**I. Registration and Participation/Attendance Procedure:**

1. Stockholders who intend to participate in the virtual ASM may register by sending an email to [registration@anscor.com.ph](mailto:registration@anscor.com.ph) not later than three (3) working days before the ASM or not later than 14 April 2023, of their intention to participate together with the following:
  - a. For individual stockholders:
    - i. Scanned copy of any valid government-issued ID;
    - ii. Scanned copy of stock certificate in the name of the individual stockholder; and
    - iii. Active contact number, either landline or mobile.
  - b. For stockholders with joint accounts:
    - i. Scanned copy of authorization letter signed by other stockholders indicating the person among them authorized to participate and/or vote in the 2023 ASM;
    - ii. Documents required under items 1.a (i) and (iii) for the authorized stockholder; and
    - iii. Scanned copy of stock certificate in the name of the joint stockholders.
  - c. For stockholders under PCD Participant/Brokers Account or "Scripless Shares":
    - i. Coordinate with the broker and request for the full account name and reference number or account number;
    - ii. Documents required under items 1.a (i) and (iii).
  - d. For corporate stockholders:
    - i. Secretary's Certificate attesting to the authority of the representative to participate and/or vote in the 2023 ASM;
    - ii. Documents required under items 1.a (i) and (iii) for the authorized representative; and
    - iii. Scanned copy of stock certificate in the name of the corporate stockholder

2. Upon successful registration and validation of the documents submitted through email above, the stockholder will receive an email confirmation and a unique link which can be used to log in and view the 2023 ASM.
3. Only those stockholders who have registered following the procedure above and stockholders who have provided their duly signed Proxy Form shall be included for purposes of determining the existence of a quorum.
4. For purposes of voting during the 2023 ASM please see section on Voting Procedure below.
5. For the Question and Answer portion during the 2023 ASM, stockholders may send their questions related to the agenda by email to [registration@anscor.com.ph](mailto:registration@anscor.com.ph). Due to limitations on technology and time, not all questions may be responded to during the 2023 ASM but the Company will endeavor to respond to all the questions through email.
6. The proceedings during the 2023 ASM will be recorded as required by the Securities and Exchange Commission.

## **II. Voting Procedure:**

Stockholders may vote during the 2023 ASM either (1) by Proxy or (2) by voting in absentia through our Online Stockholder Voting System.

1. Voting by Proxy:
  - a. Download and fill up the Proxy Form at <https://www.anscor.com.ph/disclosures/proxy>. The Chairman, or in his absence, the Vice-Chairman, the Chief Financial Officer or the Corporate Secretary is authorized to cast the votes pursuant to the instructions in the Proxy Form.
  - b. Send a scanned copy of the duly signed Proxy Form by email to our Stockholder Relations Officer, Ms. Rose Reyes at [rose.reyes@anscor.com.ph](mailto:rose.reyes@anscor.com.ph) or at [registration@anscor.com.ph](mailto:registration@anscor.com.ph) not later than ten (10) working days prior to the ASM or not later than 31 March 2023.
  - c. The hard copy of the signed Proxy Form should be delivered to: The Corporate Secretary, 7th Floor, Pacific Star Building, Gil Puyat Avenue corner Makati Avenue, Makati City.
2. Voting in absentia through the Online Stockholder Voting System:
  - a. Follow the Registration and Participation/Attendance Procedure set forth above.
  - b. Signify your intention to vote in absentia through the Online Stockholder Voting System by email to [registration@anscor.com.ph](mailto:registration@anscor.com.ph) not later than three (3) working days before the 2023 ASM or not later than 14 April 2023.
  - c. Upon validation, the Company will send an email to the stockholder containing the link for the Online Stockholder Voting System and the instructions for casting votes in the Online Stockholder Voting System. Registered stockholders shall have until the adjournment of the ASM on 19 April 2023 to cast their votes.

- d. All agenda items indicated in the Notice of Meeting will be included in the Online Stockholder Voting System and the registered stockholder may vote as follows:
- i. For items other than election of the Directors, the stockholder may vote: "For", "Against", or "Abstain". The vote shall be considered as cast for all the stockholder's shares; and
  - ii. For the election of Directors, the stockholder may vote for all the nominees, not vote for any of the nominees, or vote for some of the nominees only, in such number of shares as the stockholder may see fit, provided that the total number of votes cast shall not exceed the number of shares owned, multiplied by the number of Directors to be elected.
- e. Once voting is completed in the Online Stockholder Voting System, the stockholder shall proceed to click on the "Submit" button which shall complete the process. Once submitted, the stockholder may no longer change the votes cast. The votes cast in absentia will have equal effect as votes cast by proxy.

For any questions or clarification, you may contact us through Ms. Rose Reyes at [rose.reyes@anscor.com.ph](mailto:rose.reyes@anscor.com.ph) or through telephone number 8819-0251 or our stock transfer agent, Stock Transfer Service, Inc., through Michael C. Capoy at [mccapoy@stocktransfer.com.ph](mailto:mccapoy@stocktransfer.com.ph) or Ma. Corazon P. Biag at [mpbiag@stocktransfer.com.ph](mailto:mpbiag@stocktransfer.com.ph), or their telephone numbers 8403-3798 and 5310-1343.



# A. SORIANO CORPORATION

## P R O X Y

### THIS PROXY IS BEING SOLICITED IN BEHALF OF ANDRES SORIANO III

\_\_\_\_\_  
Date

KNOW ALL MEN BY THESE PRESENTS:

I, the undersigned stockholder of A. Soriano Corporation, do hereby appoint, name and constitute ANDRES SORIANO III, or in his absence, the Vice Chairman of the Board, the Chief Financial Officer or the Corporate Secretary, in the order as enumerated, as my true and lawful proxy for me and in my name and stead, to attend the Annual Meeting of the Stockholders of the Corporation on 19 April 2023 and at any adjournment(s) thereof, to vote all my shares of stock in the Corporation in all matters set forth in the agenda as I have expressly indicated by marking the same with an "X" or a "✓".

If no specific instruction is given, the shares will be voted FOR the election of the nominees for directorship whose names appear in this proxy form and FOR the approval of all matters listed in the proxy statement the stockholders' approval of which is sought in the meeting. Moreover, this proxy shall confer discretionary authority to vote with respect to the election of any person to any office for which a bona fide nominee is named in the proxy statement and such nominee is unable to serve or for good cause will not serve; and to all matters incident to the conduct of the meeting.

### I T E M

### A C T I O N

	FOR	AGAINST	ABSTAIN
1. To approve the minutes of the 20 April 2022 Annual Meeting of Stockholders			
2. To approve the 2022 Annual Report of the Corporation			
3. To elect the following nominees as directors of the Corporation			
a. Andres Soriano III			
b. Eduardo J. Soriano			
c. Ernest K. Cuyegkeng			
d. Johnson Robert G. Go, Jr.			
e. Oscar J. Hilado			
f. William H. Ottiger			
g. Alfonso S. Yuchengco III			
4. To approve the continuation of Mr. Oscar J. Hilado to act as Independent Director of the Corporation			
5. To approve the amendment of Sections 2 and 3 of Article III on Meetings in order to formalize in the By-Laws the option to hold Stockholders' meetings virtually or via remote communications and to include e-mail and other additional methods of sending notices of meetings to stockholders, specifically:			
<p><b>a. A second paragraph to Section 2 of Article III was added to read as follows:</b></p> <p><b>Section 2.      Xxx      xxx      xxx</b></p> <p><u>"The Board of Directors may authorize stockholders who cannot physically attend at stockholders' meetings to participate in such meetings through remote communications or other alternative modes of communication. The right to vote of stockholders may also be exercised through remote communication or in absentia when so authorized by the Board of Directors. The resolution of the Board of Directors authorizing the stockholders' participation in stockholders' meetings through remote communication and/or the right to vote through remote communication or in absentia shall only be applicable for a particular meeting.</u></p>			

<p>b. Section 3 of Article III was amended to read as follows:</p> <p><b>Section 3.</b> Notices of ordinary stockholders' meeting shall be sent to stockholders of record at least fifteen (15) days prior to the scheduled annual stockholders' meeting. Notices for special meetings shall be mailed and deposited in any post office in Metro Manila addressed to each stockholder at his/her address registered in the Stock and Transfer Books of the Corporation at least fifteen (15) business days prior to the date of the meeting. <u>The notices of stockholders' meetings may also be sent to the stockholders through email or by posting in the Corporation's website and by publication in a newspaper of general circulation when so permitted by rules and regulations or circulars issued by the Securities and Exchange Commission.</u> The notice shall state the business to be discussed at the meeting and any other matters not stated therein shall not be touched upon. <u>The notice to the stockholders shall also include the requirements and procedure to be followed when stockholders are allowed to participate by remote communication or in absentia, and the manner of casting of votes and the period during which votes by remote communication or in absentia will be accepted."</u></p>			
<p>6. To approve the amendment of Sections 6 and 7 of Article IV on Board of Directors in order to formalize in the By-Laws the option to hold Board meetings virtually or via remote communications and to include e-mail and messaging services as methods of sending notices of meetings to directors, specifically:</p> <p>(a) A second paragraph to Section 6 of Article IV was added to read as follows:</p> <p><b>Section 6. xxx    xxxx    xxxx</b></p> <p><u>Directors who cannot physically attend or vote at Board meetings may participate through remote communication such as videoconferencing, teleconferencing, or other alternative modes of communication that allow them reasonable opportunities to participate. Directors cannot attend or vote by proxy at Board meetings.</u></p> <p>(b) Section 7 of Article IV was amended to read as follows:</p> <p>Section 7. Notice of the regular or special meetings of the Board shall be communicated by the Secretary to each director, <u>by email, messaging services</u>, verbally or in writing at his residence or usual place of business at least twenty-four (24) hours before the meeting.</p>			
<p>7. To re-appoint SGV &amp; Co. as external auditors of the Corporation</p>			
<p>8. To ratify all acts, contracts and resolutions of Management and the Board of Directors since the last annual meeting of the Corporation</p>			
<p>9. Other Matters</p>			

**Please refer to the Notice of Meeting for the agenda items of the stockholders' meeting on 19 April 2023.  
Please see reverse side for voting, revocability, validation, submission deadline and authentication of proxies.**

**Printed Name of Stockholder**

**Signature of Stockholder  
or Authorized Signatory\***

[\*N.B.: Corporations, Partnerships and Associations must attach certified resolutions or extracts thereof designating the authorized signatory/ies for the purpose of this Proxy.]



## **Voting, Revocability of Proxies, Validation/Submission Deadline, Authentication**

When proxies are properly dated, executed, and returned on or before 31 March 2023, the shares they represent will be voted at the Annual Meeting in accordance with the instructions of the stockholder. If no specific instructions are given, the shares will be voted FOR the election of the nominees for directorship whose names appear in the proxy form and FOR the approval of all matters the stockholders' approval of which is sought in the meeting. A stockholder giving a proxy has the power to revoke it at any time prior to its exercise by voting in person at the Annual Meeting, by giving written notice to the Corporate Secretary prior to the Annual Meeting or by giving a subsequent proxy which must be received by the office of the Corporate Secretary not later than 31 March 2023.

Each share of stock outstanding as of record date will be entitled to one (1) vote on all matters. The candidates for election as directors at the Annual Meeting who receive the highest number of affirmative votes will be elected. The appointment of the independent auditors for the Company for the current year as well as other items presented to the Stockholders during the Annual Meeting will require the affirmative votes of a majority of the votes cast on the matter. Pursuant to Section 6, Article III of the By-Laws of the Corporation, written proxy shall be filed with the Corporate Secretary not less than ten (10) working days prior to the date of such meeting or not later than 31 March 2023.

Pursuant to the provisions of the By-Laws, the Board of Directors has set the date of validation of proxies to 12 April 2023. For this purpose, the Corporate Secretary shall act as the inspector at the election of directors and other voting by stockholders.

Under SEC Memo Circular No. 5 Series of 1996, all proxies executed abroad must be duly authenticated by the Philippine Embassy or Consular Office.

## **Person Making the Solicitation**

The solicitation of proxies in the form accompanying this Statement is made in behalf of Management through Atty. Lorna Patajo-Kapunan and the proxy given will be voted in accordance with the authority contained therein. The solicitation of proxies in the accompanying form will be primarily by mail. However, personal solicitation may be made by officers, directors and regular employees of the Company whose number is not expected to exceed fifteen (15), and who will receive no additional compensation therefor. The Company will bear the cost, amounting to Five Hundred Thousand Pesos (P500,000.00), of preparing and mailing the annual report, information statement and other materials furnished to the stockholders in connection with proxy solicitation.

None of the Directors has informed the Company that he intends to oppose any action intended to be taken by the Company.

## **Interest of Certain Persons in Matters to be Acted Upon**

No Director or Executive Officer, nominated for re-election as Director or his associate has, at any time, any substantial interest, direct or indirect, by security holdings or otherwise, on any of the matters to be acted upon in the meeting, other than the approval of the Annual Report, election to office and ratification of acts of Management.

**SECURITIES AND EXCHANGE COMMISSION  
SEC FORM 20-IS  
INFORMATION STATEMENT PURSUANT TO SECTION 20  
OF THE SECURITIES REGULATION CODE**

1. Check the appropriate box:  
/ / Preliminary Information Statement : / ✓ / Definitive Information Statement
2. Name of the registrant as specified in its charter : A. SORIANO CORPORATION
3. Province, or country or other jurisdiction of incorporation organization : Makati City, Philippines
4. SEC Identification Number : PW - 02
5. BIR Tax Identification Code : 000-103-216-000
6. Address of principal office : 7th Floor, Pacific Star Building  
Makati Avenue corner Gil Puyat Avenue  
1209 Makati City, Philippines
7. Registrant's telephone number, including area code : (632) 8819-0251 to 60
8. Date, Time and Place of the meeting : 19 April 2023, Wednesday at 10:00 A.M.  
7th Floor, Pacific Star Building  
Makati Avenue corner Gil Puyat Avenue  
Makati City  
  
The meeting will be conducted virtually  
at <https://www.anscor.com.ph/2023-annual-stockholders-meeting-live-stream/>
9. Approximate date on which the Information Statement is first to be sent or given to security holders : The IS will be posted in the Company's website/PSE Edge on or before 28 March 2023
10. In case of Proxy Solicitations  
Name of Person Filing the Statement/Solicitor : Atty. Lorna Patajo-Kapunan,  
Corporate Secretary  
  
Address : 7th Floor, Pacific Star Building  
Makati Avenue corner Gil Puyat Avenue  
1209 Makati City, Philippines  
  
Telephone Nos. : (632) 8819-0251 to 60
11. Securities registered pursuant to Sections 8 and 12 of the Code or Sections 4 and 8 of the RSA (information on number of shares and amount to debt is applicable only to corporate registrants):  
  
Title of Each Class : Common Shares  
  
Number of shares of Common Stock  
Outstanding or Amount of Debt Outstanding  
as of 28 February 2023 : 2,500,000,000
12. Are any or all of registrant's securities listed in a Stock Exchange? : Yes  
  
If so, disclose name of the Exchange : The Philippine Stock Exchange, Inc.



# 2022 information statement

---

A.SORIANO  
CORPORATION

# Information Statement

## A. GENERAL INFORMATION

### Item 1: Date, Time and Place of Meeting of Security Holders

- (a) Date : Wednesday, 19 April 2023  
Time : 10:00 A.M.  
Place : Virtual Meeting at <https://www.anscor.com.ph/2023-annual-stockholders-meeting-live-stream/>  
Principal Office : 7th Floor, Pacific Star Building  
Makati Avenue corner Gil Puyat Avenue  
1209 Makati City, Philippines
- (b) This information statement and the enclosed proxy form are posted in the Company's website and/or PSE Edge.

### Item 2: Dissenter's Right of Appraisal

There are no corporate matters or actions that will trigger the exercise by the stockholders of their Right of Appraisal under Section 80 of the Revised Corporation Code. However, if at any time after the information statement has been sent out, an action which may give rise to the Right of Appraisal is proposed at the meeting, any stockholder who wishes to exercise such right and who voted against the proposed action must make a written demand within thirty (30) days after the meeting.

The appraisal right may be exercised by any stockholder who shall have voted against the proposed corporate action, by making a written demand on the corporation within thirty (30) days after the date on which the vote was taken for payment of the fair value of his shares. Provided, that failure to make the demand within such period shall be deemed a waiver of the appraisal right. If the proposed corporate action is implemented or effected, the corporation shall pay to such stockholder, upon surrender of the certificate(s) of stock representing his shares, the fair value thereof as of the day prior to the date on which the vote was taken, excluding any appreciation or depreciation in anticipation of such corporate action.

If within a period of sixty (60) days from the date the corporate action was approved by the stockholders, the withdrawing stockholder and the corporation cannot agree on the fair value of the shares, it shall be determined and appraised by three (3) disinterested persons, one of whom shall be named by the stockholder, another by the corporation and the third by the two thus chosen. The findings of the majority of the appraisers shall be final, and their award shall be paid by the corporation within thirty (30) days after such award is made. Provided, that no payment shall be made to any dissenting stockholder unless the corporation has unrestricted retained earnings in its books to cover such payment; and provided, further, that upon payment by the corporation of the agreed or awarded price, the stockholder shall forthwith transfer his shares to the corporation.

### **Item 3: Interest of Certain Persons in Opposition to Matters to be Acted Upon**

- (a) No Director or Executive Officer, nominated for re-election as Director, or his Associate has, at any time, any substantial interest, direct or indirect, by security holdings or otherwise, on any of the matters to be acted upon in the meeting, other than the approval of the Annual Report, election to office and ratification of acts of Management.
- (b) None of the Directors has informed the Company of any intention to oppose an action intended to be taken by the Company.

## **B. CONTROL AND COMPENSATION INFORMATION**

### **Item 4: Voting Securities and Principal Holders Thereof**

- (a) There are 2,500,000,000 shares of common stock and 500,000,000 shares of preferred stock outstanding and issued as of 17 March 2023. All the issued shares are entitled to vote on a one (1) share - one (1) vote basis. The Company has two (2) class of shares, common and preferred.
- (b) Only stockholders of record on the books of the Company at the close of business on 17 March 2023 will be entitled to vote at the Annual Meeting. Presence by proxy or through registration for the virtual ASM of a majority of the shares outstanding on the record date is required for a quorum.
- (c) Pursuant to the Revised Corporation Code and as provided under Section 8, Article III of the By-Laws, every stockholder is entitled to vote such number of shares for as many persons as there are directors or he may cumulate said shares and give one candidate as many votes as the number of directors to be elected multiplied by the number of his shares shall equal, or he may distribute them on the same principle among as many candidates as he shall see fit. Provided, that the total number of votes cast by him shall not exceed the number of shares owned by him as shown in the books of the corporation multiplied by the whole number of directors to be elected. The proxy being solicited includes the authority to cumulate votes.
- (d) Security Ownership of Certain Record and Beneficial Owners and Management

## i. Security Ownership of Certain Record and Beneficial Owners

As of 28 February 2023, the following are the Security Ownership of Certain Record and Beneficial Owners of the Company:

Title of Class	Name/Address of Record Owner & Relationship w/ Issuer	Name of Beneficial Ownership & Relationship with Record Owner	Citizenship	Number of Shares	Percentage Held
Common	Anscor Consolidated Corporation 7th Flr. Pacific Star Bldg., Makati Avenue Makati City (Subsidiary)	Anscor Consolidated Corporation  (Subsidiary)	Filipino	1,272,329,761*	42.411%
Common	PCD Nominee Corp. (Non-Filipino) 37th Flr. The Enterprise Center, Inc. Ayala Avenue corner Paseo de Roxas, Makati City (Depository Account)	PCD Nominee Corp. (Non-Filipino)  (Depository Account)	Non-Filipino	496,475,045	16.549%
Common	A-Z Asia Limited Philippines, Inc. Barrio Mabacan Calauan, Laguna (Stockholder)	A-Z Asia Limited Philippines, Inc.  (Stockholder)	Filipino	161,546,329	5.385%
Common	PCD Nominee Corp. (Filipino) 37th Flr. The Enterprise Center, Inc. Ayala Avenue corner Paseo de Roxas, Makati City (Depository Account)	PCD Nominee Corp. (Filipino)  (Depository Account)	Filipino	112,242,636	3.741%
Common & Preferred	A. Soriano Corp. Retirement Plan (Filipino) 7th Flr. Pacific Star Bldg., Makati City	A. Soriano Corp. Retirement Plan (Filipino)	Filipino	63,694,835** Common 500,000,000 Preferred	2.123%  16.667%

\* Includes 122,287,251 shares lodged with PCD Nominee Corp. (Filipino).

\*\* Includes 7,694,835 shares lodged with PCD Nominee Corp. (Filipino).

Anscor Consolidated Corporation is wholly owned by A. Soriano Corporation, the registrant Company, represented by Mr. Ernest K. Cuyegkeng as Treasurer.

PCD Nominee Corporation, a wholly owned subsidiary of Philippine Central Depository, Inc. ("PCD"), is the registered owner of the shares in the books of the Company's transfer agent in the Philippines. The beneficial owners of such shares are PCD's participants, who hold the shares on their behalf or in behalf of their clients of which ATRAM Trust Corporation is the sole owner of more than 5%, specifically 24.84%, the bulk of which or 17.558% is owned by Deerhaven, LLC, a company registered in Delaware, USA. Shares owned by Deerhaven, LLC are indirectly owned by Andres Soriano III. PCD is a private company organized by the major institutions actively participating in the Philippine capital markets to implement an automated book-entry system of handling securities transactions in the Philippines.

A-Z Asia Limited Philippines, Inc. is a holding company incorporated in the Philippines on 25 April 2003. Shares owned by A-Z Asia Limited Philippines, Inc. are indirectly owned by Eduardo J. Soriano.

A. Soriano Corporation Retirement Plan (the Plan) is a retirement benefit program established by the Company for the benefit of its employees. The Plan is administered by Trustees who are at the same time employees of the Company.

Other than the above, there are no stockholders owning more than 5% of the Company's outstanding shares of stock.

The Company is not aware of any material pending legal proceedings to which the Company or any of its subsidiaries is a party.

## **ii. Securities Ownership of Directors and Management**

*As of 28 February 2023, the following are the security ownership of the Directors and Officers of the Company:*

<b>Title of Class</b>	<b>Name of Beneficial Owner</b>	<b>Amount and Nature Of Security Ownership</b>		<b>Citizenship</b>	<b>Percentage</b>
Common	Andres Soriano III	489,428,270	Direct/Indirect	American	16.314%
Common	Eduardo J. Soriano	177,285,111	Direct/Indirect	Filipino	5.910%
Common	Oscar J. Hilado	20,000	Direct	Filipino	0.001%
Common	William H. Ottiger	20,000	Direct	Filipino	0.001%
Common	Ernest K. Cuyegkeng	20,000	Direct	Filipino	0.001%
Common	Johnson Robert G. Go, Jr.	20,100	Direct	Filipino	0.001%
Common	Alfonso S. Yuchengco III	20,000	Direct	Filipino	0.001%
Total		666,813,481			22.228%

Lorna Patajo-Kapunan, Lorenzo D. Lasco, Narcisa M. Villaflor, Joshua L. Castro, Salome M. Buhion and Ma. Victoria L. Cruz do not own shares of the Company.

## **iii. Voting Trust Agreement**

The Company does not have any voting trust agreement with any stockholder.

- (e) No change in control of the Company occurred since the beginning of the last calendar year. Management is not aware of any arrangement which may result in a change in control of the Company.

Except as indicated in the above section on Security Ownership of Certain Record and Beneficial Owners, there are no other persons holding 5% or more of the common stock of the Company.

As of 28 February 2023 the foreign ownership level of total outstanding shares is 19.93%

The Company does not own any other equity securities beneficially owned by its directors and other nominees.



## **Item 5: Information required of Directors and Executive Officers**

### **(a) Directors and Executive Officers**

Pursuant to the Corporation's By-Laws, in addition to the right of the Board of Directors to make nominations for the election of Directors including independent Directors, nominations for Directors including independent Directors may be made by any shareholder entitled to vote for the election of Directors.

Nominations shall be received by the Chairman of the Board of Directors (which nominations may be sent through the Corporate Secretary), on the 1st of March of every year or at such earlier or later date as the Board of Directors may fix.

For this year, the Board of Directors set the deadline for nomination of Directors on 1 March 2023.

Each nomination under the preceding paragraph shall set forth the name, age, business address and, if known, residence address of each nominee, the principal occupation or employment of each such nominee, the number of shares of stock of the Corporation which are beneficially owned by each such nominee, and the interests and positions held by each nominee in other corporations. In addition, the shareholder making such nomination shall promptly provide any other information reasonably requested by the Corporation.

The Board, by a majority vote unless a greater majority is required under these By-Laws, may, in its discretion, determine and declare that a nomination was not made in accordance with the foregoing procedures, and/or that a nominee is disqualified for election as Director and if the Board should so determine, the defective nomination and the nomination of the disqualified person shall be disregarded.

On March 1, 2023, Mr. Eduardo J. Soriano, the Vice Chairman, nominated all the nominees for Directors including independent Directors contained in the information statement. Mr. Soriano is not related to any of the independent Directors nominated. No other nomination was submitted as of 1 March 2023.

Unless marked otherwise, the proxies received will be voted FOR the election of the nominees named below who have signified their acceptance of their respective nominations. The Board of Directors has no reason to believe that any of such nominees will be unwilling or unable to serve if elected as a Director. Each Director shall serve until the next annual meeting of stockholders or until his successor is elected or appointed in case of vacancy due to death, resignation or removal. Management recommends a vote FOR the election of each of the nominees listed below. The nominees are incumbent Directors of the Company.

The nominations for independent Directors complies with SRC Rule 38, which requires that a corporation with a class of equity securities listed for trading on the Philippine Stock Exchange or with assets in excess of Fifty Million Pesos (P50,000,000.00) and having two hundred (200) or more holders, at least two hundred (200) of which are holding at least one hundred (100) shares of a class of its equity securities shall have at least two (2) independent Directors or such independent Directors shall constitute at least twenty percent (20%) of the members of such Board.

The three nominated independent Directors of the Company are Mr. Oscar J. Hilado, Mr. Alfonso S. Yuchengco III and Mr. Johnson Robert G. Go, Jr.

Mr. Hilado has been an independent Director of the Company for the last five years and has served as independent Director for more than nine years reckoned from the year 2012. The Company is allowed to retain an independent Director who has served for more than nine years to continue as long as meritorious justifications are provided and shareholders' approval is secured.

The Company believes that there are meritorious justifications to retain Mr. Hilado as an independent Director. He has been an essential member of the Board of Directors, serving at the same time as the Chairman of the Audit and Compensation Committees of the Company. He is highly qualified and well respected in the business community and sits as independent director in the Boards of other companies. He has performed his role as independent Director with dedication and commitment. His insights, wisdom, and knowledge of the Company gained from his experience over the years will help the Company navigate new challenges in the years ahead.

The retention of Mr. Hilado as independent Director will also preserve a well-balanced Board composition in terms of tenure. Mr. Yuchengco and Mr. Go, the other nominees for independent Directors were first elected as Directors in 2019 while Mr. Ottiger, another nominee for Director was first elected in April 2022, thus, ensuring that the Board has fresh perspective from relatively new members. Because of the invaluable contribution of Mr. Hilado, the Company is unable to find a suitable replacement for him. Please refer to page 10 for his business experience.

Mr. Yuchengco is an independent Director since 2019 while Mr. Go, although a Director of the Company since 2019, was first elected as an independent Director in 2022.

The three nominated independent Directors are neither officers nor employees of the Company or of any of its subsidiaries. They do not have any relationship with the Company which would interfere with the exercise of independent judgment in carrying out their responsibilities. Further, the nominated independent Directors possess all the qualifications and none of the disqualifications to serve as independent Directors of the Company. The independent Directors are nominated and elected in the same manner as regular directors in accordance with the nomination and election procedures provided in the By-Laws. The Company amended its By-Laws on 10 June 2009 to incorporate the requirements of SRC Rule 38 with respect to the nomination and election of independent Directors.

A brief description of the nominated Directors' business experiences for the last five years follows:

**ANDRES SORIANO III**, age 71, American, Director of the Company since 19 May 1982; Chairman and Chief Executive of the Company (1983 to present); Chairman and President of Anscor Consolidated Corporation (1987 to present); Chairman of The Andres Soriano Foundation, Inc. (1985 to present), Phelps Dodge International Philippines, Inc. (1983 to present), Phelps Dodge Philippines Energy Products Corporation (1997 to present), Seven Seas Resorts and Leisure, Inc. (1998 to present) and Pamalican Resort, Inc. (May 2011 to present); Director of International Container Terminal Services, Inc. (ICTSI) (July 1992 to present). Mr. Soriano was formerly the President and Chief Operating Officer of San Miguel Corporation and was subsequently the Chairman and Chief Executive Officer of San Miguel Corporation. He was Chairman of Coca-Cola (Philippines),

Coca-Cola Amatil (Australia) and Nestle (Philippines). He was a Director of SPI Technologies and eTelecare Global Solutions, Inc. until 2006. He was also a Member of the G.E. Asian Advisory and the Wharton East Asia Executive Board. He holds a Bachelor of Science Degree in Economics, Major in Finance and International Business, Wharton School of Finance and Commerce, University of Pennsylvania, (1972).

**EDUARDO J. SORIANO**, age 68, Filipino, Director of the Company since 21 May 1980; Vice Chairman of the Company (1990 to present) and Treasurer (1990 to September 2018); Chairman of Anscor Holdings, Inc. (2012 to present); Member of the Board of Trustees and President of The Andres Soriano Foundation, Inc. (1985 to present); Director of Phelps Dodge Philippines Energy Products Corporation (1997 to present), Phelps Dodge International Phils., Inc. (1997 to present); Graduate of Bachelor of Science Degree in Economics, Major in History, University of Pennsylvania, (1977).

**ERNEST K. CUYEGKENG**, age 76, Filipino, Director of the Company since 22 April 2009; President and Chief Operating Officer of the Company (2022 to present), President and Director of Phelps Dodge Philippines Energy Products Corporation (1999 to present), and Anscor Holdings, Inc. (2012 to present); Director (2008 to present) and President (since 2021) of Seven Seas Resorts and Leisure, Inc.; KSA Realty Corporation (2001 to present), Prople, Inc. (2007 to present), Testech, Inc. (2003 to present), T-O Insurance (2008 to present), Sumifru, Singapore (2003 to present), and Philippine British Assurance Co. Inc. (Nov. 2011 to present); Chairman and Director of ArthaLand Corporation (2007 to present); Member of the Board of Trustees of The Andres Soriano Foundation, Inc. (1990 to present); Member of the Management Association of the Philippines, Makati Business Club and Financial Executive Institute of the Philippines (FINEX); Graduate of De La Salle University, B.A. Economics and B.S. Business Administration, (1968), Masters Degree in Business Administration, Columbia Graduate School of Business, New York, (1970).

**JOHNSON ROBERT G. GO, JR.**, age 58, Filipino, Director of the Company since 19 November 2019; Director of JG Summit Holdings, Inc., Universal Robina Corporation (May 5, 2005 to present) and Robinsons Land Corporation; President of the Dameka Trading, Inc., member of the Senior Advisory Board of Robinsons Bank Corporation and a Trustee of the Gokongwei Brothers Foundation, Inc. He received his Bachelor of Arts degree in Interdisciplinary Studies (Liberal Arts) from the Ateneo de Manila University.

**OSCAR J. HILADO**, age 85, Filipino, an Independent Director of the Company since 13 April 1998; Chairman-Emeritus & Chairman of the Executive Committee of Phinma Corporation; Vice Chairman of the Board of Phinma Property Holdings Corporation; Vice Chairman of Union Galvasteel Corporation (March 2017 to present), Director of Phil. Cement Corporation (July 2018 to present), Phinma Solar Energy Corporation (July 2017 to present); Phinma Hospitality, Inc. (July 2011 to present), Phinma Education Holdings, Inc. (March 2016 to present), Araullo University, Inc. (April 2004 to present), Cagayan de Oro College, Inc. (June 2005 to present), University of Iloilo, Inc. (August 2009 to present), University of Pangasinan, Inc. (August 2009 to present), Southwestern University (June 2016 to present), Manila Cordage Corporation (1986 to present); Independent Director of Philex Mining Corporation (December 2009 to present), Metro Pacific Investments Corporation (May 2021 to present), Rockwell Land Corporation (May 2015 to present), Smart Communications, Inc. (May 2013 to present), Digital Telecommunications Philippines, Inc. (DIGITEL) (May 2013 to present), Roxas Holdings, Inc. (March 2016 to present), Seven Seas Resorts & Leisure, Inc. and Pamalican Resort, Inc. (May 2011 to present), Beacon Property Ventures, Inc. (December 1994 to present), Cebu Light Industrial Park, Inc. (February 1996 to present), Pueblo de Oro Development Corporation (February 1996 to present), United Pulp and Paper Company, Inc. (December 1969 to present). Graduate of De La Salle College (Bacolod), Bachelor of Science in Commerce (1958), Masters Degree in Business Administration, Harvard Graduate School of Business, (1962).

**WILLIAM H. OTTIGER**, age 55, Swiss, Director of the Company since 20 April 2022; Executive Vice President and Corporate Development Officer of the Company (2013 to present); Director of Anscor International, Inc. (2021 to present); Director of Seven Seas Resorts and Leisure, Inc. (2019 to present); Director of ATRAM Trust Corporation (2019 to present); Director of ATR Asset Management, Inc. (2019 to present); Director of Phelps Dodge International Philippines, Inc. (April 2016 to present); Director of AG&P International Holdings Pte. Ltd. (2014 to 2022) Formerly CEO of Cirrus Medical Staffing, Inc. (USA), an Anscor portfolio investment sold in 2017; UBS Investment Bank, London (UK) and San Miguel Brewing Hong Kong Ltd. Graduate of Washington & Lee University, B.A. European History, (1990); London Business School, MBA, (2001).

**ALFONSO S. YUCHENGCO III**, age 63, Filipino, an Independent Director of the Company since 10 April 2019 to present; Director of Mapua Institute of Technology (1999 to present); Chairman of Testech, Inc. (2003 to present); Chairman of Prople, Inc. (2009 to present); Member of the Board of Trustees of Semiconductor and Electronics Industries in the Philippines, Inc. (2011 to present). He is a graduate of BS Asian Studies from De La Salle University (1981).

The following are the members of the Executive Committee, Audit Committee, Compensation Committee and Nomination Committee for the period April 20, 2022 to April 19, 2023:

**Executive Committee:**

Mr. Andres Soriano III	Chairman
Mr. Eduardo J. Soriano	Vice Chairman
Mr. Oscar J. Hilado	Member
Mr. Ernest K. Cuyegkeng	Member
Mr. William H. Ottiger	Member

**Audit Committee:**

Mr. Oscar J. Hilado	Chairman
Mr. Eduardo J. Soriano	Member
Mr. William H. Ottiger	Member
Mr. Johnson Robert G. Go, Jr.	Member
Mr. Alfonso S. Yuchengco III	Member

**Compensation Committee:**

Mr. Oscar J. Hilado	Chairman
Mr. Andres Soriano III	Member
Mr. Alfonso S. Yuchengco III	Member

**Nomination Committee:**

Mr. Eduardo J. Soriano	Chairman
Mr. Oscar J. Hilado	Member
Mr. Alfonso S. Yuchengco, III	Member

On April 19, 2023, the Board of Directors will elect the members of the different Board Committees during the Organizational Meeting of the Board of Directors to serve for the ensuing year.

The following are not nominees but incumbent officers of the Company:

**LORNA PATAJO-KAPUNAN**, age 70, Filipino, Corporate Secretary of A. Soriano Corporation (1998 to present); Senior Partner of Kapunan & Castillo Law Offices; Corporate Secretary, Roxas Holdings, Inc. (1995 to 2014), Central Azucarera de Don Pedro (February 1995), Central Azucarera de la Carlota (March 1996), Beverage Industry Association of the Philippines (February 1991 to present), Seven Seas Resorts & Leisure, Inc. (November 1990 to present), Pamalican Island Holdings, Inc. (1995 to present), iAcademy (2002 to 2011), Uni-President Phils., Inc. (2002 to present), Huntly Corporation (February 1992 to present), Palomino Resources, Inc. and Malate Pensionne, Inc. (2001 to 2014), Cuisine Exchange, Inc. and Culinary Innovators, Inc. (2001 to 2014), Jose M. Velero Corporation (2001 to 2014), Creative Concoctions, Inc. (2001 to 2014), Hotel Concepts, Inc. (September 2001 to present), Creative Hotel Concepts, Inc. (September 2001 to 2014), Culinary Events, Inc. (2001 to 2014), AH Distribution Corporation, Hotel & Resorts Trench, Inc. (2002 to 2014), It's About Taste (I'ATE), Inc. (2002 to 2014), Kitchen Alley, Inc. (2001 to 2014), Les Maitres Gourmands, Inc. (July 2001 to 2014); Traditional Financial Services Philippines, Inc. (2008 to present); Avaya Philippines, Inc. (2006 to present), Elixir Gaming Technologies Philippines, Inc. (2007 to 2008), Elixir Group Philippines, Inc. (2006 to 2008); Director of AMAX Holdings Limited (2008 to 2014); Corporate Secretary, Blessed Mary Mother of the Poor Foundation, Inc. (2014), Montemar Beach Club, Inc. (2013 to present), Philcomsat Communications Satellite Corporation (Philcomsat) (2013 to present), UNLAD Foundation (2015). Graduate of University of the Philippines College of Law, (1978); Seminar Courses: Japan Institute of Invention and Innovation (JIII) Tokyo (1997); National Institute on Humanitarian Law, San Remo, Italy (September 2005); Summer Course International Humanitarian Law, Magdalene College, Cambridge University, London UK (July 2010). Bar Examiner, Mercantile Law (1988). The Outstanding Women In The Nations Service (TOWNS) Awardee – Corporate Law (1995); Filipinas Women Network (FWN) Influential Women Award (2016); Columnist, Business Mirror “Legally Speaking”; Program Host/Commentator “Laban Para Sa Karapatan” DWIZ, 882 AM; Top 100 Lawyers in the Philippines (2019 to 2021); and 2021 Corporate Int'l Global Awardee.

**LORENZO D. LASCO**, age 60, Filipino, Vice President (joined the group in 1997); Director and General Manager of Anscor Holdings, Inc. (2000 to present); Director of AFC Agribusiness Corp.; Project Manager at Seven Seas Resorts and Leisure, Inc. (Amanpulo); used to be connected with Ayala Land, Inc. (ALI); Graduate of the Asian Institute of Management, Masters in Business Administration (1989).

**NARCISA M. VILLAFLOR**, age 60, Filipino, Vice President and Comptroller of the Company since 19 April 2000; Treasurer of Seven Seas Resorts and Leisure, Inc., Pamalican Resort, Inc. and Anscor Holdings, Inc., The Andres Soriano Foundation, Inc., Pamalican Island Holdings, Inc., and Sutton Place Holdings, Inc.; Director of Anscor Consolidated Corporation and A. Soriano Air Corporation; Trustee of The Andres Soriano Foundation, Inc. Joined SGV (January 1985 to November 1989) and joined Anscor in December 1989; Graduate of University of the Philippines, Bachelor of Science in Business Administration and Accountancy (1984). Attended AIM Management Program (November 1996).

**JOSHUA L. CASTRO**, age 48, Filipino, Vice President (April 2017 to present) and Assistant Corporate Secretary of the Company; Assistant Corporate Secretary of Seven Seas Resorts and Leisure, Inc. and Island Aviation, Inc. (2006 to present); Corporate Secretary of Phelps Dodge Philippines Energy Products Corporation and The Andres Soriano Foundation, Inc. (2006 to present); and Anscor Holdings, Inc. (2012 to present), Tax Lawyer, SyCip Gorres Velayo & Co. (1999 to 2005); Graduate of San Beda College of Law (1999).

**SALOME M. BUHION**, age 50, Filipino, Assistant Vice President-Accounting (April 2017 to present) and Accounting Manager (January 1998 to April 2017) of the Company; Assistant Manager, Business System Division (Support Management Group), Equitable PCI Bank, (1997); Auditor, SyCip Gorres Velayo & Co. (1994 to 1997); Certified Public Accountant.



**MA. VICTORIA L. CRUZ**, age 58, Filipino, Assistant Vice President of the Company (April 2017 to present); Executive Secretary to the Chairman (September 1998 to March 2017). Ms. Cruz was formerly the Executive Assistant to the Head of Mission of the Embassy of Peru. She also worked with Shangri-La's Mactan Island Resort, John Clements Consultants, Inc. and the Mandarin Oriental Hotel, Manila. She received a Bachelor of Science degree major in Business Management from De La Salle University in 1984.

- (b) **Resignation of Directors**  
Since the date of the last annual meeting, no incumbent Director has resigned or declined to stand for re-election to the Board of Directors due to disagreement with Management.
- (c) **Ownership Structure and Parent Company**  
The registrant has no parent company.
- (d) **Family Relationship**  
Andres Soriano III and Eduardo J. Soriano are brothers. There are no other family relations up to the Fourth Civil Degrees either by consanguinity or affinity among the Directors, Executive Officers or persons nominated that is known to the Company.
- (e) **Executive Officers and Significant Employees**  
There are no significant employees.
- (f) **Legal Proceedings**  
For the last five years and as of 28 February 2023, Management is not aware of any pending material legal proceeding i.e., bankruptcy petitions, convictions by final judgment, being subject to any order, judgment or decree or violation of a Securities or Commodities Law involving its nominees for directorship, executive officers and incumbent officers and directors.
- (g) **Certain Relationship and Related Transactions**  
There are no Management transactions during the year or proposed transactions to which the Company was or is to be a party, in which any of its Directors, nominees for election as Directors, Executive Officers, security holders owning more than 5% of the outstanding shares of the Company, or any member of the immediate family of any of the foregoing persons, have or is to have material interest.

## Item 6: Compensation of Directors and Executive Officers

- (a) As approved in 2004, Directors are paid a per diem of P20,000.00 per meeting attended and are given directors bonus representing no more than 1% of previous year's net income. Similarly, annual bonus, of no more than 3% of the preceding year's net income as well as salary increase of Executive Officers are approved by the Compensation Committee and the Board of Directors.

Name	Principal Position	Compensation		
		2021 Actual	2022 Actual	2023 (Estimate)
Andres Soriano III	Chairman & Chief Executive Officer			
Ernest K. Cuyegkeng	President & Chief Operating Officer			
William H. Ottiger	Vice President, & Corporate Development Officer			
Narcisa M. Villaflor	Vice President & Comptroller/Treasurer			
Lorenzo D. Lasco	Vice President			
Joshua L. Castro	Vice President & Assistant Corporate Secretary			
Salome M. Buhion	Assistant Vice President-Accounting			
Ma. Victoria L. Cruz	Assistant Vice President			
Executive Directors*				
Salaries		P 39,798,168	P 43,282,543	P 40,619,965
Bonus		—	62,950,000	72,100,000
		39,798,168	106,232,543	112,719,965
Other Executive Officers**				
Salaries		13,971,076	17,577,138	17,928,826
Bonus		0	15,850,000	19,500,000
Benefits		2,513,949	1,916,916	1,916,916
		16,485,025	35,344,054	39,345,742
Subtotal Executive Director and Officers		56,283,193	141,576,597	152,065,707
Non-Executive Directors***				
Consultancy Fee		4,642,857	3,660,714	3,125,000
Bonus		0	19,264,286	18,600,000
Directors Fees		760,000	580,000	560,000
Subtotal Non-Executive Directors		5,402,857	23,505,000	22,285,000
Total		P 61,686,050	P 165,081,597	P 174,350,707

\* Executive Directors include members of the Board of Directors who are at the same time Executive Officers.

\*\* Other Executive Officers include Executive Officers who are not members of the Board of Directors

\*\*\* Non-Executive Directors include members of the Board of Directors who are not at the same time Executive Officers of the Company.

- (b) **Employment Contracts and Termination of Employment and Change-in Control Arrangements**  
All the Executive Officers are not subject of any employment contract. Neither are there any compensatory plans or arrangements with respect to the named Executive Officers that will result from their resignation, retirement or any other termination or from change in control in the Company or change in the named Executive Officers' responsibilities following a change in control.
- (c) **Warrants and Options Outstanding**  
There are no warrants or options granted to the Directors, Chief Executive Officer, and other named Executive Officers.

#### **Item 7: Independent Public Accountants**

- (a) SyCip Gorres Velayo & Co. (SGV) has been the Company's independent auditors since its establishment in 1946. They will again be nominated for reappointment and presented for approval by the stockholders during the stockholders' meeting as external auditors for the ensuing calendar year. Unless marked to the contrary, proxies received will be voted FOR the appointment of SGV as the independent auditors for the ensuing year. The Management recommends a vote FOR the appointment of SGV as independent auditors of the Company for the ensuing year.
- (b) In compliance with SRC Rule 68 paragraph 3(b) (IX) (Rotation of External Auditors), the SGV audit partner, as of December 2022, is Ms. Dhonabee B. Señeres, who is on her fourth year of audit engagement. Ms. Señeres will again be the SGV audit partner for the ensuing year.
- (c) A representative of SGV is expected to be present at the Annual Meeting to respond to appropriate questions from the stockholders and to make a statement if so desired.
- (d) The Company has no disagreement with its independent auditors on Accounting and Financial Disclosures and changes in Accounting and Financial Disclosures are included in the attached Notes to Financial Statements, if applicable.

- (e) **Audit and Audit Related Fees**  
The Company paid to its external auditors the following fees for the past two years:

Year	Audit Fees
2022	P 1,320,000
2021	P 1,320,000

The audit fees were evaluated and approved by the Audit Committee based on the scope of work of external auditors and the complexity of accounting and audit issues identified. There are no other fees paid to the external auditors for other assurance and related services.

- (f) **Consultancy and Other Fees**  
The consultancy and other fees paid by the Company to SGV for the year 2022 amounted to P303,800.

**Item 8: Compensation Plan**

There are no matters or actions to be taken up in the meeting with respect to any compensation plan pursuant to which cash or noncash compensation may be paid or distributed.

**C. ISSUANCE AND EXCHANGE OF SECURITIES**

**Item 9: Authorization or issuance of securities other than exchange**

There are no matters or actions to be taken up with respect to authorization or issuance of securities.

**Item 10: Modification or Exchange of Securities**

There is no matter or action to be taken up for the modification or exchange of any class of the Company securities.

**Item 11: Financial and Other Information**

The audited financial statements (included in the Annual Report) as of December 31, 2022, Management's Discussion and analysis, market price of shares and dividends and other data related to the Companies' financial information are attached hereto as "Annex B".

1. Financial statements meeting the requirements of SRC Rule 68, as amended; (please see pages 12 to 111 of the Annual Report attached hereto).
2. “Annex B”, management discussion and analysis and plan of operation (please see pages 36 to 50 of the Definitive Information Statement); and
3. “Annex B”, changes in and disagreements with accountants on accounting and financial disclosure. (please see page 58 of the Definitive Information Statement).

#### **Item 12: Mergers, Consolidation, Acquisitions, and Similar Matters**

There is no action to be taken with respect to any transactions involving mergers, consolidation, acquisitions or similar matters.

#### **Item 13: Acquisition or Disposition of Property**

There is no action to be taken with respect to acquisition or disposition of any property.

#### **Item 14: Restatement of Accounts**

The accounting policies adopted are consistent with those of the previous financial year except for the adoption of the new and amended Philippine Financial Reporting Standards (PFRSs) which became effective beginning 1 January 2022. There is no restatement of accounts to disclose.

### **D. OTHER MATTERS**

#### **Item 15: Action with Respect to Reports**

The following reports/minutes shall be submitted for approval/ratification:

- (a) Approval of Minutes of Annual Meeting of Stockholders on 20 April 2022

The Minutes of Annual Meeting of Stockholders of the Company held on 20 April 2022 (“Minutes”) will be presented for approval of the stockholders. Such action on the part of the stockholders will not constitute approval or disapproval of the matters referred to in said Minutes since Stockholders’ approval and action on those items had already been obtained in that meeting and subsequently carried out.

The Minutes and related records are available for inspection at the office of the Company during business hours. In addition, copies of the Minutes shall be posted at the meeting site.

#### Summary of the Minutes of 20 April 2022:

In the Annual Stockholders' Meeting the following were taken up:

1. Approval of the minutes of previous meeting.
2. Presentation of the Chairman and Chief Executive Officer's Message to Stockholders.
3. Election of members of the Board of Directors.
4. Approval of the continuation of Mr. Oscar J. Hilado to act as Independent Director and to serve as such if elected as one of the Directors of the Corporation.
5. Re-appointment of SGV & Co. as external auditors of the Corporation.
6. Ratification of all acts, contracts, investments and resolutions of the Board of Directors and Management since the last annual meeting.

In the organizational meeting that followed after the Stockholders' Meeting, the Executive Officers were re-elected and the members of the Audit Committee, Executive Committee, Compensation Committee, and Nomination Committee were re-appointed.

#### (b) Approval of 2021 Audited Financial Statements

The Audited Financial Statements of the Company for the period ended 31 December 2021 will be submitted for approval of the stockholders at the Annual Meeting.

SGV had examined the Financial Statements in accordance with generally accepted auditing standards and have expressed their opinion on the fairness of the presentation in their report to the Board of Directors and Stockholders of the Company. The information and representation in the Financial Statements are the responsibility of Company's Management.

- (c) Ratification of All Acts, Contracts, Investments and Resolutions of the Board of Directors and Management since 14 April 2021 Meeting.

As a matter of corporate policy, Management seeks the approval and ratification by the stockholders of all acts, contracts, investments and resolutions of the Board of Directors and Management since 14 April 2021. These are reflected in the Minutes of the meetings of the Board of Directors, in the regular reports and disclosures to the Securities and Exchange Commission and the Philippine Stock Exchange, and in the 2021 Annual Report of the Company. For reference, attached herewith (Annex A) is a list of all the resolutions approved by the Board of Directors since April 20, 2022 which are the subject of ratification by the stockholders.

#### **Requirements under Section 49 of the Revised Corporation Code of the Philippines**

- (a) Pursuant to the Procedure for the Registration, Participation and Voting in the 2022 Annual Stockholders Meeting (ASM) of the Company, the stockholders have the option of voting either (1) by Proxy or (2) by voting in absentia through the Company's Online Stockholder Voting System. All the stockholders who attended the virtual ASM either by Proxy or by registration via email elected to vote by Proxy. Hence, the Corporate Secretary voted the shares covered by the Proxies from stockholders in accordance with the instructions given by the stockholders in the Proxy Forms. The Company's stock transfer agent, Stock Transfer Service, Inc. validated the Proxy Forms and the votes cast during the ASM.
- (b) In accordance with the Procedure for the Registration, Participation and Voting in the 2022 ASM, the stockholders were given the opportunity to send their questions for the Question and Answer portion of the ASM by email to [registration@anscor.com.ph](mailto:registration@anscor.com.ph). The following is the record of the Question read by the Corporate Secretary and responded to by the Chairman during the ASM:

Corporate Secretary: The question is - With the continuing situation in our country due to the Covid-19 pandemic and the re-imposition of the enhanced community quarantine in Metro Manila and nearby provinces, what steps have the Company undertaken in order to ensure the viability of its businesses?

Chairman: As we have done last year, we continue to focus on the health and safety of our employees as well as the health and safety of the customers and guests of our businesses. Since the start of the lockdown in March 2020 and up to the present, we have implemented a work from home arrangement for many of our employees. We strictly follow the health and safety protocols for private companies issued by the government in all of our work premises.

We are pleased to inform you also that we have ordered Moderna vaccines through the ICTSI Foundation which we will provide free of charge to all our employees of Ancor and its subsidiaries.

We have weathered the challenges of the pandemic last year and we are confident that we will do so again this year. Your company is in good position to take advantage of opportunities once we recover from the effects of the pandemic.

- (c) The following are matters discussed and resolutions reached during the 2022 ASM:
1. Approval of the minutes of the 14 April 2021 Annual Meeting of Stockholders;
  2. Approval of the 2021 Annual Report of the Corporation;
  3. Election of the Members of the Board of Directors;
  4. Approval for the continuation of Mr. Oscar J. Hilado to act as Independent Director;
  5. Appointment of the External Auditor; and
  6. Ratification of all acts, contracts and resolutions of Management and the Board of Directors since the 2021 ASM.



- (d) The following are the voting results for each agenda item during the 2022 ASM:

Agenda Item	For	Against	Abstain
Approval of the minutes of the 14 April 2021 Annual Meeting of Stockholders	2,761,674,589	0	0
Approval of the 2021 Annual Report of the Corporation	2,761,674,589	0	0
Election of the Members of the Board of Directors:			
a. Andres Soriano III	2,761,674,589	0	0
b. Eduardo J. Soriano	2,761,674,589	0	0
c. Ernest K. Cuyegkeng	2,761,674,589	0	0
d. Johnson Robert Go, Jr.	2,761,674,589	0	0
e. Oscar J. Hilado	2,761,674,589	0	0
f. Jose C. Ibazeta	2,761,674,589	0	0
g. Alfonso S. Yuchengco III	2,761,674,589	0	0
Approval for the continuation of Mr. Oscar J. Hilado to act as Independent Director	2,761,674,589	0	0
Appointment of SGV & Co. as External Auditor	2,761,673,589	0	1,000
Ratification of all acts, contracts and resolutions of Management and the Board of Directors since the 2021 ASM	2,761,674,589	0	0

- (e) The following are the directors and officers and stockholders who attended the 2022 ASM;

Directors and Officers:

1. Andres Soriano III
2. Eduardo J. Soriano
3. Ernest K. Cuyegkeng
4. Johnson Robert Go, Jr.
5. Oscar J. Hilado
6. Jose C. Ibazeta
7. Alfonso S. Yuchengco III
8. Atty. Lorna Patajo-Kapunan

9. William H. Ottiger
10. Lorenzo D. Lasco
11. Narcisa M. Villaflor
12. Atty. Joshua L. Castro
13. Salome M. Buhion
14. Ma. Victoria L. Cruz

*Stockholders:*

1. Anscor Consolidated Corporation
2. A.Soriano Corporation Retirement Plan
3. A. Soriano Corporation Domestic Retirement Trust Fund
4. Citibank N.A. Manila CITIOMNI FOR Various Accounts
5. Citibank N.A. FAO 7568421675 (ASIII)
6. Citibank N.A. FAO 7571821942 (Anscor Retirement Plan)
7. Citibank N.A. FAO 757831700 (Deerhaven)
8. Citibank N.A. FAO 757831700 (Deerhaven)
9. Citibank N.A. FAO 757830661846 (ACC)
10. A. Soriano Corp. Fractional Shares
11. Balangingi Shipping Corporation
12. DAO Investment & Management Corp.
13. A-Z Asia Ltd. Philippines, Inc.
14. C & E Property Holdings, Inc.
15. Edmen Property Holdings, Inc.
16. MCMS Property Holdings, Inc.
17. EJS Holdings, Inc.
18. Eduardo J. Soriano
19. Universal Robina Corp.
20. JG Summit Holdings, Inc.
21. John Lance Gokongwei
22. Santiago Tanchan III
23. Philippine Remnants Co., Inc.
24. Communications Electrical Equipment and Supply Co., Inc.
25. Phil. International Life Insurance Co., Inc.
26. Jose C. Lee
27. Jocelyn C. Lee
28. Lennie C. Lee
29. Ernest K. Cuyegkeng
30. Jose C. Ibazeta Acct. #2
31. Jose C. Ibazeta
32. Sylvia A. Ibazeta
33. Oscar J. Hilado
34. Johnson Robert G. Go, Jr.
35. Alfonso S. Yuchengco III
36. Enrique M. Cruz

37. Santiago Tanchan, Jr.
38. Constantine Tanchan
39. Santiago Tanchan III
40. Imelda T. Tagudar
41. Lauro Go
42. SSS FAO Veneranda C. Bernaldez
43. Roderick Alain Alvarez
44. Julius Victor J. Sanvictores

- (f) Material information on the current stockholders voting rights were provided during the 2022 ASM. Specifically, the Corporate Secretary informed the stockholders during the meeting that 2,761,674,589 shares of stock or 92.06% of the issued and outstanding capital stock of the Company were represented at the ASM by proxy or were present through remote communication in accordance with the procedure for the ASM. On the voting rights, the Proxy Form and the Information Statement of the Company provides that each share of stock outstanding as of the record date shall be entitled to one vote on all matters.
- g) There are no transaction to which the Company was a party in which any of the Directors have material interest.

#### **Item 16: Matters Not Required to be Submitted**

There is no action to be taken with respect to any matter which is not required to be submitted to a vote of the security holders.

#### **Item 17: Amendment of Charter, By-laws or Other Documents**

As stated in the Proxy and the Notice of Meeting, the following are the proposed amendments to the By-Laws Article and Section Numbers

<u>Article and Section Numbers</u>	<u>FROM</u>	<u>TO</u>	<u>EFFECTS OF THE AMENDMENTS</u>
Article III Section 2	Section 2. The meetings of stockholders shall be ordinary or extraordinary and held in the principal offices of the Corporation or in such place as may be designated by the Board within Metro Manila. Unless a different date and time preferably in April is fixed by the Board of Directors and only upon due notice, the annual meeting of stockholders shall be held at 10:00 o'clock in the morning on the THIRD WEDNESDAY OF APRIL OF EACH YEAR, if not a legal holiday, and if a legal holiday, then on the day following. The special meeting of stockholders may be	Section 2. The meetings of stockholders shall be ordinary or extraordinary and held in the principal offices of the Corporation or in such place as may be designated by the Board within Metro Manila. Unless a different date and time preferably in April is fixed by the Board of Directors and only upon due notice, the annual meeting of stockholders shall be held at 10:00 o'clock in the morning on the THIRD WEDNESDAY OF APRIL OF EACH YEAR, if not a legal holiday, and if a legal holiday, then on the day following. The special meeting of stockholders may be held at any time whenever so called by the	To authorize the Company to allow stockholders who cannot physically attend the stockholders' meeting to participate or vote in absentia through remote communication or other alternative modes of communication.

Article and Section Numbers	FROM	TO	EFFECTS OF THE AMENDMENTS
	held at any time whenever so called by the Board of Directors or the Chairman and Chief Executive Officer.	<p>Board of Directors or the Chairman and Chief Executive Officer.</p> <p><u>The Board of Directors may authorize stockholders who cannot physically attend at stockholders' meetings to participate in such meetings through remote communications or other alternative modes of communication. The right to vote of stockholders may also be exercised through remote communication or in absentia when so authorized by the Board of Directors. The resolution of the Board of Directors authorizing the stockholders' participation in stockholders' meetings through remote communication and/or the right to vote through remote communication or in absentia shall only be applicable for a particular meeting. (As amended by the Board on March 1, 2023 and the Stockholders on April 19, 2023)</u></p>	
Article III Section 3	Section 3. Notices of ordinary stockholders meeting shall be sent to stockholders or record at least fifteen (15) business days prior to the scheduled annual stockholders meeting. Notices for special meetings shall be mailed and deposited in any post office in Metro Manila addressed to each stockholder at his/her address registered in the Stock and Transfer Books of the Corporation at least fifteen (15) business days prior to the date of the meeting. The notice shall state the business to be discussed at the meeting and any other matters not stated therein shall not be touched upon. (As amended by the Board on February 15, 2000; by the Stockholders on April 19, 2000.)	Section 3. Notices of ordinary stockholders' meeting shall be sent to stockholders of record at least fifteen (15) business days prior to the scheduled annual stockholders' meeting. Notices for special meetings shall be mailed and deposited in any post office in Metro Manila addressed to each stockholder at his/her address registered in the Stock and Transfer Books of the Corporation at least fifteen (15) business days prior to the date of the meeting. <u>The notices of stockholders' meetings may likewise be sent to the stockholders through email or by posting in the Corporation's website and by publication in a newspaper of general circulation when so permitted by rules and regulations or circulars issued by the Securities and Exchange Commission.</u> The notice shall state the business to be	To provide for additional methods by which notices to stockholders' meeting may be sent to stockholders in conformity with the rules and regulations or circulars issued by the Securities and Exchange Commission.
		discussed at the meeting and any other matters not stated therein shall not be touched upon. <u>The notice to the stockholders shall also include the requirements and procedure to be followed when stockholders are allowed to participate by remote communication or in absentia, and the manner of casting of votes and the period during which votes by remote communication or in absentia will be accepted. (As amended by the Board on February 15, 2000; by the Stockholders on April 19, 2000 and as further amended by the Board on March 1, 2023 and the Stockholders on April 19, 2023)</u>	

Article and Section Numbers	FROM	TO	EFFECTS OF THE AMENDMENTS
Article IV Section 6	Section 6. Regular meetings of the Board of Directors shall be held once every quarter of the year in the office of the Corporation on such dates and at such times as the Chairman of the Board and Chief Executive Officer, or in his absence, the President and Chief Operating Officer may determine. Special meetings of the Board and Chief Executive Officer, or in his absence, of the President and Chief Operating Officer, or upon the request of a majority of the directors.	<p>Section 6. Regular meetings of the Board of Directors shall be held once every quarter of the year in the office of the Corporation on such dates and at such times as the Chairman of the Board and Chief Executive Officer, or in his absence, the President and Chief Operating Officer may determine. Special meetings of the Board and Chief Executive Officer, or in his absence, of the President and Chief Operating Officer, or upon the request of a majority of the directors.</p> <p><u>Directors who cannot physically attend or vote at Board meetings can participate through remote communication such as videoconferencing, teleconferencing, or other alternative modes of communication that allow them reasonable opportunities to participate. Directors cannot attend or vote by proxy at Board meetings. (As amended by the Board on March 1, 2023 and the Stockholders on April 19, 2023)</u></p>	To allow directors who cannot physically attend at board meetings to participate or vote in absentia through remote communication or other alternative modes of communication.
Article IV Section 7	Section 7. Notice of the regular or special meetings of the Board shall be communicated by the Secretary to each director, verbally or in writing at his residence or usual place of business at least twenty-four (24) hours before the meeting.	<p>Section 7. Notice of the regular or special meetings of the Board shall be communicated by the Secretary to each director, <u>by email, messaging services</u>, verbally or in writing at his residence or usual place of business at least twenty-four (24) hours before the meeting. <u>(As amended by the Board on March 1, 2023 and the Stockholders on April 19, 2023)</u></p>	To provide for additional methods in sending notices of Board meetings to directors.

## Item 18: Other Proposed Actions

As indicated in the Notice of Annual Meeting of the Stockholders, the fourth item on the agenda is for approval of the shareholders for Mr. Oscar J. Hilado to continue to act as an independent Director of the Company. The Company is allowed to retain an independent Director who has served for more than nine years based on meritorious justification/s and provided shareholders' approval is secured.

The Company believes that there are meritorious justifications to retain Mr. Hilado as an independent Director. He has been an essential member of the Board of Directors, serving at the same time as the Chairman of the Audit and Compensation Committees of the Company. He is highly qualified and well respected in the business community and sits as independent director in the Boards of other companies. He has performed his role as independent Director with dedication and commitment. His insights, wisdom, and knowledge of the Company gained from his experience over the years will help the Company navigate new challenges in the years ahead. The retention of Mr. Hilado as independent Director will also preserve a well-balanced Board composition in terms of tenure. Mr. Yuchengco and Mr. Go, the other nominees for independent Directors were first elected as Directors in 2019 while Mr. Ottiger, another nominee for Director was first elected in 2022, thus, ensuring that the Board has fresh perspective from relatively new members. Because of the invaluable contribution of Mr. Hilado, the Company is unable to find a suitable replacement for him. Please refer to page 10 for his business experience.

#### **Item 19: Voting Procedures**

- (a) All questions and elections shall be decided by majority vote of stockholders present and in proxy and entitled to vote thereat.
- (b) Stockholders may vote during the 2023 ASM either (1) by Proxy or (2) by voting in absentia through our Online Stockholder Voting System.

##### **1. Voting by Proxy:**

- a. Download and fill up the Proxy Form at <https://www.anscor.com.ph/disclosures/proxy>. The Chairman, or in his absence, the Vice-Chairman, the Chief Financial Officer or the Corporate Secretary is authorized to cast the votes pursuant to the instructions in the Proxy Form.
- b. Send a scanned copy of the duly signed Proxy Form by email to our Stockholder Relations Officer, Ms. Rose Reyes at [rose.reyes@anscor.com.ph](mailto:rose.reyes@anscor.com.ph) or at [registration@anscor.com.ph](mailto:registration@anscor.com.ph).
- c. The scanned copy of the duly signed Proxy Form should be emailed to above not less than ten (10) working days prior to the ASM or not later than 31 March 2023.

- d. The hard copy of the signed Proxy Form should be delivered to: The Corporate Secretary, 7th Floor, Pacific Star Building, Gil Puyat Avenue corner Makati Avenue, Makati City.
2. Voting in absentia through the Online Stockholder Voting System:
- a. Follow the Registration and Participation/ Attendance Procedure set forth above.
  - b. Signify your intention to vote in absentia through the Online Stockholder Voting System by email to [registration@anscor.com.ph](mailto:registration@anscor.com.ph) not later than three (3) working days before the 19 April 2023 ASM or not later than 14 April 2023.
  - c. Upon validation, the Company will send an email to the stockholder containing the link for the Online Stockholder Voting System and the instructions for casting votes in the Online Stockholder Voting System. Registered stockholders shall have until the adjournment of the ASM on 19 April 2023 to cast their votes.
  - d. All agenda items indicated in the Notice of Meeting will be included in the Online Stockholder Voting System and the registered stockholder may vote as follows:
    - i. For items other than election of the Directors, the stockholder may vote: "For", "Against", or "Abstain". The vote shall be considered as cast for all the stockholder's shares.
    - ii. For the election of Directors, the stockholder may vote for all the nominees, not vote for any of the nominees, or vote for some of the nominees only, in such number of shares as the stockholder may see fit, provided that the total number of votes cast shall not exceed the number of shares owned, multiplied by the number of Directors to be elected.
  - e. Once voting is completed in the Online Stockholder Voting System, the stockholder shall proceed to click on the "Submit" button which shall complete the process. Once submitted, the stockholder may no longer change the votes cast. The votes cast in absentia will have equal effect as votes cast by proxy.

## Other Matters

As of the date hereof, there are no other matters which the Board of Directors intends to present or has reason to believe others will present at the meeting. If other matters come before the meeting, the proxy holders will vote in accordance with his best judgment with respect to such matters that are not known to the solicitors at a reasonable time before the solicitation is made.

**The Company shall provide to the stockholders, without charge, on written request the Annual Report of the Company on SEC Form 17-A, and list of stockholders as of record date. All such requests for a copy of the Annual Report, and list of stockholders shall be directed to the Corporate Secretary, 7th Floor, Pacific Star Building, Makati Avenue corner Gil Puyat Avenue, Makati City, Philippines.**

After reasonable inquiry and to the best of my knowledge and belief, I certify that the information set forth in this report is true, complete and correct. This report is signed in the City of Makati on 16 March 2023.

  
**LORNA PATAJO-KAPUNAN**  
Corporate Secretary



## ANNEX A

### **Resolutions Approved During the Meetings of the Board of Directors of A. Soriano Corporation for the Period April 20, 2022 to March 1, 2023**

#### **1. Board Meeting held on April 20, 2022**

- 1.1 RESOLVED, That the Board of Directors of A. Soriano Corporation by unanimous concurrence, submits herewith the Statement and Annual Report of the Chairman of the Board of Directors and President of the Corporation as its own Report to the Stockholders for the year ended December 31, 2021.
- 1.2 RESOLVED, as it is hereby resolved, that the Corporation, through its Board of Directors, Officers and Employees, expresses its sincerest thanks and deep gratitude to Mr. Jose C. Ibazeta for his invaluable services as Director for the last 35 years.
- 1.3 RESOLVED, as it is hereby resolved, that the Corporation through Anscor International, Inc. is hereby authorized to invest the amount of US\$10.00 million in Asia Partners II LP under such terms and conditions as may be for the best interest of the Corporation.

RESOLVED, FURTHER, that Mr. Ernest K. Cuyegkeng and/or Mr. William H. Ottiger is hereby authorized to sign any all documents that may be required to give full force and effect to this resolution.

- 1.4 RESOLVED, as it is hereby resolved, that the Corporation through Anscor International, Inc. is hereby authorized to invest the amount of US\$2.0 million in Third Prime Series Investments LLC under such terms and conditions as may be for the best interest of the Corporation.

RESOLVED, FURTHER, that Mr. Ernest K. Cuyegkeng and/or William H. Ottiger is hereby authorized to sign any all documents that may be required to give full force and effect to this resolution.

- 1.5 RESOLVED, as it is hereby resolved, that the Corporation hereby appoints and designates the following officers as the authorized signatories to the Bank of the Philippine Islands (the “Bank”) for its Peso Current Account and Dollar Savings Account, namely:

<b>NAME</b>	<b>POSITION</b>
Mr. Eduardo J. Soriano	Vice Chairman
Mr. Ernest K. Cuyegkeng	President and Chief Operating Officer
Mr. William H. Ottiger	EVP / Corporate Dev't. Officer / Treasurer
Atty. Joshua L. Castro	Vice President and Assistant Corporate Secretary
Ms. Emelinda P. Orozco	Manager (up to ₱100,000.00 only)

hereby authorizing any two (2) of the aforesaid officers to represent and act on behalf of the Corporation in all its transactions with the Bank with full capacity to execute, sign and deliver any and all documents necessary to give full force and effect to the foregoing resolutions.

- 1.6 RESOLVED, as it is hereby resolved, that the Corporation hereby appoints and designates the following officers as the authorized signatories to Banco de Oro for its Dollar Savings Account and for its Peso Savings and Current Accounts, namely:

<b>NAME</b>	<b>POSITION</b>
Mr. Eduardo J. Soriano	Vice Chairman
Mr. Ernest K. Cuyegkeng	President and Chief Operating Officer
Mr. William H. Ottiger	EVP / Corporate Dev't. Officer / Treasurer
Atty. Joshua L. Castro	Vice President and Assistant Corporate Secretary
Ms. Emelinda P. Orozco	Manager (up to ₱100,000.00 only)

hereby authorizing any two (2) of the aforesaid officers to represent and act on behalf of the Corporation in all its transactions with the Bank with full capacity to execute, sign and deliver any and all documents necessary to give full force and effect to the foregoing resolutions.

- 1.7 RESOLVED, as it is hereby resolved, that the Corporation hereby appoints and designates the following officers as the authorized signatories to Union Bank of the Philippines (the “Bank”) for its Peso Savings and Current Accounts, namely:

NAME	POSITION
Mr. Eduardo J. Soriano	Vice Chairman
Mr. Ernest K. Cuyegkeng	President and Chief Operating Officer
Mr. William H. Ottiger	EVP / Corporate Dev’t. Officer / Treasurer
Atty. Joshua L. Castro	Vice President and Assistant Corporate Secretary
Ms. Emelinda P. Orozco	Manager (up to ₱100,000.00 only)

hereby authorizing any two (2) of the aforesaid officers to represent and act on behalf of the Corporation in all its transactions with the Bank with full capacity to execute, sign and deliver any and all documents necessary to give full force and effect to the foregoing resolutions.

## **2. Board Meeting held on September 1, 2022**

- 2.1 RESOLVED, as it is hereby resolved, that the Board of Directors of the Corporation hereby approves the additional investment of Anscor International, Inc. in Third Prime Series Investments, LLC – Kafene B amounting to US\$1.60 million.

## **3. Board Meeting held on November 11, 2022**

- 3.1 “RESOLVED, as it is hereby resolved, that there is hereby declared out of the surplus profits of the Corporation, a special cash dividend of Fifty Centavos (₱0.50) per share on the common stock of the Corporation, payable on December 15, 2022, to all stockholders of record as of the close of business on November 28, 2022, and Mr. Ernest K. Cuyegkeng, the Corporation’s President and Chief Operating Officer, is hereby directed and authorized to cause the payment of the said cash dividend on the specified date.

- 3.2 “RESOLVED, as it is hereby resolved, that the Corporation appoints MS. NARCISA M. VILLAFLO, Vice President and Comptroller, and/or MS. SALOME M. BUHION, Assistant Vice President, to act as Authorized Representatives/Signatories of the Corporation in all its dealings and transactions with the Bureau of Internal Revenue (BIR), with the power to sign, execute and deliver any and all applications for permits, registration of Computerized Books of Accounts filing of tax returns, requests for documents or reports as required or necessary in the operations of the Corporation, and such other reports or instruments related thereto, and to perform any other act as may be necessary or appropriate to effect the foregoing.”
- 3.3 “RESOLVED, as it is hereby resolved, that the Corporation hereby appoints and designates MS. NARCISA M. VILLAFLO, Vice President and Comptroller, to be the authorized signatory, with full powers and authority to represent and act for and in behalf of the Corporation in all its transactions with BDO Insurance Brokers, Inc.; hereby authorizing Ms. Villaflo to sign the Broker of Record (BOR), and any or all documents necessary and pertinent to give full force and effect to the foregoing resolution.”

**4. Board Meeting held on March 1, 2023**

- 4.1 RESOLVED, as it is hereby resolved, that the audited Financial Statements of A. Soriano Corporation for the year ended December 31, 2022 is approved.
- 4.2 The Board proceeded to approve the record date, proxy validation date and the date of the Annual Stockholders’ Meeting as follows:
- i) Record Date – March 17, 2023
  - ii) Proxy Validation Date – April 12, 2023
  - iii) Date of Stockholders’ Meeting – April 19, 2023

- 4.3 RESOLVED, That Second paragraph to Section 2 of Article III is added to read as follows:

Section 2.           Xxx           xxx           xxx

The Board of Directors may authorize stockholders who cannot physically attend at stockholders' meetings to participate in such meetings through remote communications or other alternative modes of communication. The right to vote of stockholders may also be exercised through remote communication or in absentia when so authorized by the Board of Directors. The resolution of the Board of Directors authorizing the stockholders' participation in stockholders' meetings through remote communication and//or the right to vote through remote communication or in absentia shall only be applicable for a particular meeting.

RESOLVED, FURTHER, That Section 3 of Article III is amended to add certain provisions in sending notices of ordinary stockholders' meeting to read as follows:

Section 3. Notices of ordinary stockholders' meeting shall be sent to stockholders of record at least fifteen (15) business days prior to the scheduled annual stockholders' meeting. Notices for special meetings shall be mailed and deposited in any post office in Metro Manila addressed to each stockholder at his/her address registered in the Stock and Transfer Books of the Corporation at least fifteen (15) business days prior to the date of the meeting. The notices of stockholders' meetings may likewise be sent to the stockholders through email or by posting in the Corporation's website and by publication in a newspaper of general circulation when so permitted by rules and regulations or circulars issued by the Securities and Exchange Commission. The notice shall state the business to be discussed at the meeting and any other matters not stated therein shall not be touched upon. The notice to the stockholders shall also include the requirements and procedure to be followed when stockholders are allowed to participate by remote communication or in absentia, and the manner of casting of votes and the period during which votes by remote communication or in absentia will be accepted.

RESOLVED, FURTHER, That second paragraph is added to Section 6 of Article IV to indicate other means of participation and manner of voting at Board meetings to read as follows:

Section 6.       Xxx       xxx       xxx

**Directors who cannot physically attend or vote at Board meetings may participate through remote communication such as videoconferencing, teleconferencing, or other alternative modes of communication that allow them reasonable opportunities to participate. Directors cannot attend or vote by proxy at Board meetings.**

RESOLVED, FINALLY, That Section 7 of Article IV is amended to add certain provision in sending notices of regular or special meetings of the Board to read as follows:

Section 7. Notice of the regular or special meetings of the Board shall be communicated by the Secretary to each director, **by email, messaging services**, verbally or in writing at his residence or usual place of business at least twenty-four (24) hours before the meeting.”

- 4.4 RESOLVED, as it is hereby resolved, that there is hereby declared out of the surplus profits of the Corporation, a regular cash dividend of Fifty Centavos (P0.50) per share on the common stock of the Corporation, payable on April 10, 2023, to all stockholders of record as of the close of business on March 16, 2023, and Mr. Ernest K. Cuyegkeng, the Corporation's President and Chief Operating Officer, is hereby directed and authorized to cause the payment of the said cash dividend on the specified date.

## ANNEX B

### MANAGEMENT REPORT

#### I. Brief Description of General Nature and Scope of the Business and Management's Discussion and Analysis of Operation

##### Description of General Nature and Scope of Business

A. Soriano Corporation ("Anscor") was incorporated on February 13, 1930.

Anscor is a Philippine holding company with diverse investments. Anscor's major investments are in Phelps Dodge Philippines Energy Products Corporation ("PDP Energy") which manufactures wire and cable products and Seven Seas Resorts and Leisure, Inc., owner of Amanpulo Resort. It has other investments in companies engaged in a wide range of activities in the Philippines including aviation, business process outsourcing and real estate. As a holding company, the principal sources of income for Anscor are: the share in net earnings of the companies in which it has investments, management fees, interest income, dividends and gains from the sale of investments, mainly the trading gain on marketable securities and bonds.

Growing the businesses is vital to Anscor's long-term success. The Company keeps a tight watch on the existing portfolio of businesses and new opportunities as they emerge.

As of 31st December 2022, the Company's consolidated total assets stood at ₱25.1 billion. For the year ended 31st December 2022, consolidated revenues of the Company amounted to ₱13.6 billion.

A. Soriano Corporation has the following direct/indirect subsidiaries/associates as of December 31, 2022:

Company	Ownership	Business	Jurisdiction
A. Soriano Air Corporation	100%	Rental	Philippines
Pamalican Island Holdings, Inc.	62%	Holding Company	Philippines
Island Aviation, Inc.	62%	Air Transport	Philippines
Anscor Consolidated Corporation	100%	Holding Company	Philippines
Anscor International, Inc.	100%	Holding Company	British Virgin Island
International Quality Healthcare Investment Ltd.	100%	Holding Company	British Virgin Island
IQ Healthcare Professional Connection, LLC	93%	Inactive	USA

<b>Company</b>	<b>Ownership</b>	<b>Business</b>	<b>Jurisdiction</b>
Prople Limited, Inc.	32%	Business Processing & Outsourcing	Hongkong
Prople, Inc.	32%	Business Processing & Outsourcing	Philippines
Anscor Holdings, Inc.	100%	Real Estate Holding	Philippines
Akapulko Holdings, Inc.	100%	Real Estate Holding	Philippines
Lakeroad Corporation	100%	Real Estate Holding	Philippines
Mainroad Corporation	100%	Real Estate Holding	Philippines
Makatwiran Holdings, Inc.	100%	Real Estate Holding	Philippines
Makisig Holdings, Inc.	100%	Real Estate Holding	Philippines
Malikhain Holdings, Inc.	100%	Real Estate Holding	Philippines
Mountainridge Corporation	100%	Real Estate Holding	Philippines
Rollingview Corporation	100%	Real Estate Holding	Philippines
Timbercrest Corporation	100%	Real Estate Holding	Philippines
Sutton Place Holdings, Inc.	100%	Holding Company	Philippines
Phelps Dodge International			
Philippines, Inc.	100%	Holding Company	Philippines
Minuet Realty Corporation	100%	Landholding	Philippines
Phelps Dodge Philippines Energy			
Products Corporation	100%	Wire Manufacturing	Philippines
PD Energy International			
Corporation	100%	Wire Manufacturing	Philippines
Summerside Corporation	100%	Holding Company	Philippines
AFC Agribusiness Corporation	81%	Agricultural Land Holding	Philippines
Seven Seas Resorts and Leisure, Inc.	62%	Villa Project Development	Philippines
Pamalican Resort, Inc.	62%	Resort Operations	Philippines
Vicinetum Holdings, Inc.	32%	Holding Company	Philippines
Fremont Holdings, Inc.	26%	Real Estate Holding	Philippines
ATRAM Investment Management			
Partner Corp.	20%	Asset Management	Philippines
KSA Realty Corporation	14%	Realty	Philippines

Below are the Key Performance Indicators of the Group:

Over the last years, consolidated revenues and net income from operations are as follows (in thousand pesos except earnings per share):

	<b>Years Ended December 31</b>		
	<b>2022</b>	<b>2021</b>	<b>2020</b>
<b>REVENUES</b>			
Sale of goods - net	<b>P 10,727,755</b>	P 8,751,667	P 6,448,195
Services	<b>1,292,107</b>	1,013,454	767,570
Dividend income	<b>295,307</b>	399,429	259,109
Interest income	<b>67,462</b>	53,534	82,204
	<b>12,382,631</b>	10,218,084	7,557,078



	Years Ended December 31		
	2022	2021	2020
<b>INVESTMENT GAINS (LOSSES)</b>			
Gain on sale of long-term investment	P 2,208,757	P —	P —
Gain (loss) on increase (decrease) in market values of FVPL investments - net	(994,108)	1,124,061	(76,521)
Gain on sale of FVOCI investments - net	764	532	1,150
	<b>1,215,413</b>	<b>1,124,593</b>	<b>(75,371)</b>
<b>EQUITY IN NET EARNINGS (LOSSES) AND IMPAIRMENT LOSS ON INVESTMENTS IN ASSOCIATES</b>			
	<b>26,640</b>	<b>11,410</b>	<b>(598,006)</b>
<b>TOTAL</b>	<b>13,624,684</b>	<b>11,354,087</b>	<b>6,883,701</b>
<b>INCOME BEFORE INCOME TAX</b>	<b>3,098,197</b>	<b>2,917,745</b>	<b>460,045</b>
<b>PROVISION FOR INCOME TAX</b>	<b>242,155</b>	<b>380,152</b>	<b>291,320</b>
<b>NET INCOME</b>	<b>2,856,042</b>	<b>2,537,593</b>	<b>168,725</b>
<b>OTHER COMPREHENSIVE INCOME (LOSS)</b>	<b>(71,847)</b>	<b>176,601</b>	<b>(189,753)</b>
<b>TOTAL COMPREHENSIVE INCOME (LOSS)</b>	<b>P 2,784,195</b>	<b>P 2,714,194</b>	<b>(P 21,028)</b>
Net Income Attributable to:			
Equity holders of the Parent	P 2,800,558	P 2,504,080	P 165,647
Noncontrolling interests	55,484	33,513	3,078
	<b>P 2,856,042</b>	<b>P 2,537,593</b>	<b>P 168,725</b>
<b>Total Comprehensive Income (Loss) Attributable to:</b>			
Equity holders of the Parent	P 2,728,711	P 2,680,681	(P 24,106)
Noncontrolling interests	55,484	33,513	3,078
	<b>P 2,784,195</b>	<b>P 2,714,194</b>	<b>(P 21,028)</b>
<b>Earnings Per Share</b>			
Basic/diluted, for net income attributable to equity holders of the Parent	P 2.28	P 2.04	P 0.13
Basic/diluted, for total comprehensive income (loss) attributable to equity holders of the Parent	P 2.22	P 2.18	(P 0.02)

## **Financial Performance in 2022**

Net income in 2022 reached P2.8 billion primarily as a result of Anscor International's sale of AGP International Holdings Pte. Ltd., for a consideration of US\$38.5 million, resulting in a one-time gain of P2.2 billion. Last year's profit reached P2.5 billion.

Anscor's operating company, Phelps Dodge Philippines Energy Products Corporation (PDP), continues to be the main contributor to Anscor's revenues at P1.04 billion, comprising P956.5 million in equity earnings and P100.1 million in management fees. Anscor share in resort earnings improved from P48.4 million in 2021 to P89.4 million in 2022, while KSA Realty Corporation provided P100.7 million in cash dividends.

Anscor's investment portfolio, which posted a gain of P1.4 billion in 2021, reversed to a loss of P0.9 billion, due to a decrease in market values of traded securities, both locally and abroad.

The Philippine Stock Exchange Index fell from 7,123 as of December 31, 2021 to 6,554 as of end December 2022. This contributed to a P194.2 million loss on Philippine-traded equities against a gain of P1.8 billion in 2021. Foreign traded shares accounted for a P586.7 million loss in 2022, lower than last year's loss of P900.3 million. Investment in bonds and managed funds were impacted by the increase in interest rates and registered a decline in value of P374.1 million versus a gain of P12.7 million in 2021.

Financial portfolio losses were slightly offset by larger foreign exchange gains from P130.1 million in 2021 to P294.6 million in 2022 as the strong US dollar boosted the value of our dollar-denominated assets.

Anscor paid a total cash dividend of P2.5 billion or P1.00 per share in 2022: P0.50 per share on April 5, 2022, and another P0.50 per share on December 15, 2022. The book value of the Company increased from P16.67 to P17.89 as of December 31, 2022.

## **The Soriano Group Operations**

### ***PHELPS DODGE INTERNATIONAL PHILIPPINES, INC. (PDP)***

PDP's sales volume increased by 5% over that of 2021. While its high-rise and mall project segment declined by 25%, the company achieved substantial inroads into the sectors of communication and of energy, among both distributors and generators. PDP continued to increase its provincial sales in the Visayas and Mindanao. Northern Luzon showed significant growth in both the retail sector and the business-to-business segments.

2022 revenues reached P10.7 billion, a 23% increase over last year, in part because of the higher average copper price during the year. Copper prices were volatile with an upward trend throughout the year. PDP's policy of maintaining stable selling prices was rewarded with a flow of steady orders from its distributors. PDP's innovative products met customers' need for safe and quality products at reasonable prices.

Net profit increased from ₱909.9 million to ₱956.5 million, the highest in PDP's history. Costs were kept at the same level as 2021, a notable achievement in an era of high inflation throughout the year.

PDP will continue with its growth strategy. Additional investments are being made to increase the company's production capability, which will give more production flexibility to serve different segments and increase the company's ability to deliver in the shortest possible time.

PDP continues its sustainability and governance programs, its enviable safety record, and its strongly adhered to health protocols. Studies have started on the feasibility of solar panels. PDP remains committed to participate actively in the projects of the Andres Soriano Foundation.

#### ***SEVEN SEAS RESORTS AND LEISURE, INC. (OWNER OF AMANPULO RESORT)***

After two years of restricted international travel, the Philippine borders reopened to tourists in February 2022 and Amanpulo reintroduced itself as a must-travel destination. Through strategic sales and marketing activities and new products and offerings, Amanpulo bounced back strongly. Revenue improved to ₱1.1 billion and a net income of ₱143.5 million, nearly that of the pre-pandemic period.

Initiatives to attract foreign guests to Amanpulo, included visits from top-producing and high-potential travel agents, foreign press trips and releases featuring Amanpulo in top-tier publications, including Conde Nast Traveller (UK), Tatler (UK), Tatler (Asia), Travel+Leisure (SEA), and Robb Report (China).

Amanpulo's Marine Conservation Program continues to expand its reach with the launch of identifying resident turtles by volunteer team members and guests. In November, the Large Marine Vertebrates Research Institute Philippines trained the Amanpulo team on enhanced marine turtle conservation. A total of 1,927 turtle hatchlings were released to the sea and natural nest monitoring was increased.

Amanpulo was shortlisted as "Private Island of the Year" and awarded as "Asia's Leading Private Island Resort," the "Philippines' Leading Private Island Resort" and the "World's Leading Dive Resort" by the World Travel Awards 2022. The Resort also placed Top 8 in the "Top 10 Best Resorts in Southeast Asia" in the Travel + Leisure Asia's Best Awards 2022.

## **ATRAM INVESTMENT MANAGEMENT PARTNERS CORPORATION (ATRAM)**

ATRAM weathered volatile markets in 2022, ending the year with assets under management at ₱157.1 billion, 9.9% lower from the previous year. Though inflation and geopolitical concerns kept investors on the sidelines, the company still generated positive net inflows of ₱4.2 billion, driven by the fund distribution and wealth businesses. ATRAM Group's revenues grew 19.9% to ₱872.7 million in 2022, from ₱727.6 million in 2021.

ATRAM continued to build its digital capabilities to reach target client segments and enhance customer brand experience. ATRAM Prime was launched in April 2022. It is a mobile-first investment platform to help clients grow their long-term wealth, simplify the investing process and access investment outlets and advice. Development of a wealth management platform, Wealth360, began in 2022 for rollout to clients in 2023.

The company earned multiple awards and industry recognitions. ATRAM was hailed as "Asset Management Company of the Year – Philippines" in The Asset Triple A Sustainable Investing Awards 2022. World Business Outlook and International Business Magazine also recognized ATRAM as the "Best Investment Solutions Provider" in the Philippines for 2022. In addition, ATRAM Trust Corporation was recognized as a 2022 Outstanding Bangko Sentral ng Pilipinas (BSP) Stakeholder for its role as a Personal Equity & Retirement Account (PERA) administrator during the 2022 Outstanding BSP Stakeholders Appreciation Ceremonies.

ATRAM is ready to face a digital future with a diverse set of product offerings.

## **KSA REALTY CORPORATION (owner of the Enterprise Center)**

The office leasing operations of The Enterprise Center (TEC) continued to face challenges, along with other office building operators in the country.

TEC's occupancy and rental revenue declined due to the after effects of the COVID-19 pandemic: downsizing of leased premises to adapt to on-site work arrangements of companies and requests for rental concessions to reduce costs to cope with business slowdown.

TEC's average effective rent for office leases decreased from ₱1,539 per sq.m. in 2021 to ₱1,430 per sq.m. in 2022. Rental income decreased by 18% and average occupancy during the year fell to 66%, as compared to last year's 80%. Net income stood at ₱0.7 billion.

Despite the negative growth in rental revenue and net income, KSA declared ₱0.7 billion in dividends in 2022, of which ₱100.7 million was Anscor's share as against ₱185.6 million in 2021.

## EARLY STAGE AND PRIVATE EQUITY VENTURES

A portion of the Company's assets is dedicated to private equity funds and early-stage opportunities.

Anscor began investing in **Y-mAbs Therapeutics, Inc.** in 2015 that was listed on the Nasdaq in 2018. Y-mAbs is a clinical stage biopharmaceutical company focused on developing and commercializing novel, antibody-based therapeutic products to treat cancer. Anscor's investment thesis centered on Y-mAbs with two pivotal-stage product candidates, naxitamab and omburtamab.

Naxitamab received its first approval from the US Food and Drug Administration (USFDA) in November 2020. Unfortunately, the USFDA declined marketing approval of omburtamab in a Refusal-to-File letter dated October 2, 2020, citing the need for additional data to support an approval. In response, Y-mAbs has deprioritized the omburtamab program to focus on developing the Self-Assembly DisAssembly (SADA PRIT 2-STEP) technology platform. Corporate restructuring extended its cash runway into 2024. Y-mAbs stock price fell 70% in 2022 from US\$6.21 to US\$4.88 a share.

Anscor invested US\$5.0 million in **Macquarie ASEAN Technology Investments Holdings II LP** in 2018, a special-purpose vehicle invested exclusively in shares of Grab Holdings, Inc. Grab is the leading on-demand transportation and food delivery provider in Southeast Asia with a leading market share in seven countries, including the Philippines.

In December 2021, Grab was listed on the Nasdaq via a special purpose acquisition vehicle. Sales grew 38%, as its Mobility and Deliveries benefited from economies reopening across the Association of Southeast Asian Nations (ASEAN) region. Despite the positive operating trends, shares in Grab Holdings, like many of its high-growth peers, fell dramatically in 2022 and ended down 55% from its Initial Public Offering (IPO).

Anscor has committed US\$20.0 million to **Navegar I LP, Navegar II LP** and **Sierra Madre Philippines I LP**, three Philippine-focused private equity funds. Investments are diversified across e-commerce, business process outsourcing, information technology, casual dining, logistics, education, and retail.

In March 2021, Anscor committed US\$6.0 million to **Asia Partners I (AP I)**, a Singapore-based private equity fund focused on high growth technology and technology-enabled companies across Southeast Asia. In March 2022, on the back of a solid performance from AP I, a follow-on commitment of \$10.0 million was made to **Asia Partners II**.

Additional investments that were initiated in 2022 included a US\$3.0 million investment in **Blue Voyant**, an early-stage, US-based cybersecurity firm; a US\$3.0 million commitment to **Third Prime**, a US-based private equity fund focused on finance and property technology; a US\$1.2 million follow-on co-investment in **SCI**, a Singapore-based e-commerce company, alongside Asia Partners; a US\$1.6 million co-investment in **Kafene**, an early-stage, US-based financial technology company, alongside Third Prime; and US\$750,000 in **Wholesome Spirits**, an early-stage, US company focused on the sales and marketing of “Volley”, a tequila-based seltzer drink.

### **Other Information**

Except as discussed above, disclosures of the following information are not applicable for the registrant and its subsidiaries:

#### ***Business Development***

- Bankruptcy, receivership or similar proceedings
- Material reclassification, merger, consolidation or purchase or sale of a significant amount of asset

#### ***Business of the Issuer***

- Distribution methods of the products or services
- Status of any publicly-announced new product and services
- Competition
- Transaction with and/or related parties (except those disclosed in the notes to financial statements)
- Patents, trademarks, copyrights, licenses, franchises, royalty, etc.
- Need for any government approval of principal products and services
- Effect of existing or probable governmental regulations on the business
- The amount spent on development activities and its percentage to revenues during each of the last three years.

Anscor and its subsidiaries are not aware of any major risks involved in their businesses.

**Components of financial soundness and indicators of the Group are shown in Annex E of this report.**

The following are the key performance indicators for the Parent Company (In thousand pesos except earnings per share and market price per share):

	Periods Ended December 31	
	2022	2021
Revenues (excluding investment gains or losses)	2,056,903	1,466,407
Investment Gains (Losses)	(704,043)	1,984,265
Net Income	2,276,878	3,359,704
Total Comprehensive Income (Loss)	(28,065)	3,402,617
Earnings Per Share		
Net Income	0.91	1.34
Total Comprehensive Income	0.90	1.36
Market Price Per Share (PSE)	9.04	7.95

The Key Financial Indicators of the Major Subsidiaries are the following:

#### ***PDP Energy and PDIPI***

In Million Pesos

	12/31/2022	12/31/2021	12/31/2020
1. Net sales	10,728	8,752	6,448
2. Gross profit	1,606	1,603	1,366
3. Net income	956	910	692

#### ***Seven Seas Group***

In Million Pesos

	12/31/2022	12/31/2021	12/31/2020
1. Occupancy rate	47.1%	40.0%	36.9%
2. Hotel revenue	1,088.8	836.1	646.3
3. Gross operating profit (GOP)	441.4	327.8	207.3
4. GOP ratio	40.5%	39.2%	32.1%
5. Resort net income	133.1	64.1	(9.5)
6. Lease net income	10.4	13.1	13.9
7. Consolidated net income	143.5	77.2	4.3

Occupancy rate is based on actual room nights sold over room nights on a 12-month period. Hotel revenues include rooms, food and beverage and other ancillary services. GOP is total revenues less direct costs and GOP ratio is GOP over total hotel revenues.

## **Outlook**

PDP is projected to experience growth and make investments to boost its productivity with innovative products and cost management. As foreign travel rebounds globally, Amanpulo is expected to grow its number of guests. ATRAM will benefit from its digital initiatives and the improved investment climate. Anscor look forward to the increased occupancy of the Enterprise Center as “in-office” work becomes the norm again.

The combined performances of Anscor’s holdings will continue to enhance shareholder value. The fundamentals are strong, sustainability is ingrained in operations and processes. Anscor dealt decisively with the impact of the COVID-19 pandemic, caring first for employees, customers and the communities in the most trying times.

## **Employees**

The Company and the Group as of December 31, 2022, has 22 and 709 employees, respectively. Breakdowns are as follows:

	<b>Parent</b>	<b>Subsidiaries</b>	<b>Group</b>
Management	10	178	188
Rank and file	12	509	521
TOTAL	22	687	709

- The Company and the Group were not subjected to any employees’ strike in the past three years nor were there any threatening strike for the ensuing year.
- Employees of the Group are not subject to Collective Bargaining Agreement (CBA).
- The Group provides various employee benefits including health care and retirement benefits and has enjoyed good labor relations in the past.

## **Properties**

Anscor owns and maintains its office at 7<sup>th</sup> Floor, Pacific Star Building in Makati City with approximately 2,000 square meters. Also, the company owns office units A and D, 8<sup>th</sup> Floor, at 8 Rockwell, Hidalgo Drive, Rockwell Center, Makati City.



Information regarding properties of major subsidiaries and affiliates are:

- PDP Energy plants are situated on an 18.4 hectare property owned by Phelps Dodge's wholly owned subsidiary, Minuet Realty Corporation in the Luisita Industrial Park in San Miguel, Tarlac.
- Seven Seas owns a 40-room resort in Pamalican Island, called Amanpulo. This covers about 75 hectares of land, with 40 room casitas of about 65 sq. meter each and back of house facilities to service its power and water and staff house requirements. Additional 62 villa rooms are available for rent under the management agreement executed by PRI and the villa owners as of December 31, 2022.
- AHI has interests in land covering an area of approximately 111.39 hectares in Berong, Palawan, 24.1 hectares in San Vicente, Palawan and parcels of land with a total area of 36.9 hectares in Cebu. Also, AHI owns 1.27 hectare properties in Puerto Princesa.
- AFC Agribusiness has 97.4 hectares of land in Guimaras.

***Other Information:***

- The registrant is not involved in lease contracts requiring it to pay substantial amount of rental fees.
- There were no commitments for major capital expenditures or acquisitions of properties in the next twelve months.

**Financial Condition**

There was no other significant change in the Company's Consolidated Balance Sheet as of December 31, 2022 versus December 31, 2021.

**The discussions below were based on the consolidated balance sheet of the Company and its subsidiaries as of December 31, 2022 and 2021.**

***Cash and Cash Equivalents***

The increase in cash and cash equivalents can be attributed to net cash generated from operating and investing activities mainly the net proceeds from sale of investment in AG&P, partially offset by cash used in financing activities.

(Please see attached consolidated cash flow statements for detailed analysis of cash movements.)

### ***Fair Value Through Profit and Loss (FVPL) Investments***

The increase in the account can be attributed to the ₱1.2 billion net additions mainly investment in PE Funds and foreign exchange gain of P198.1 million, partially offset by the decrease in market value of local traded shares and foreign denominated investment in bonds, stocks and funds of ₱994.1 million.

### ***Receivables***

The increase in receivables was mainly due to improved revenues of the wire manufacturing business and resort operation.

### ***Inventories***

The increase was due to higher level of finished goods, work in process and raw materials inventories of the wire manufacturing subsidiary and higher spare parts and supplies of the aviation subsidiary.

### ***Prepayments***

Increase in this account pertains mainly to payments for inventories in transit of the wire manufacturing subsidiary wherein the new terms and conditions in the contract with the supplier doesn't meet the criteria for it to be classified and presented as inventories.

### ***Other Current Assets***

Change in the account balance can be attributed to the increase in prepaid taxes of the Parent Company.

### ***Fair Value Through Other Comprehensive Income Investments (FVOCI) – noncurrent***

Minimal decrease in this account amounted to ₱4.9 million. The decrease can be attributed to net disposal of ₱4.8 million and the decline in market value of the FVOCI investments of ₱4.6 million, partially offset by unrealized foreign exchange gain of ₱4.5 million.

### ***Notes Receivable***

The decrease was attributable to the collection of advances by the Parent Company to Anscor Retirement Trust Fund.

### ***Investments and Advances***

The increase in investments and advances was mainly due to share in the equity earnings of the associates amounting to ₱26.6 million.

### ***Property, Plant and Equipment - net***

The increase can be traced to net acquisition of property and equipment of ₱457.7 million offset by depreciation amounting to ₱295.0 million, mainly attributable to capital expenditures of the manufacturing, aviation and resort subsidiaries.

**Investment Properties - net**

Decrease was mainly due to depreciation amounting to ₱14.7 million mainly of 8 Rockwell office condominium unit.

**Retirement Plan Assets**

Change in the retirement plan asset arises mainly from fair value adjustments of the underlying assets of the retirement plan of the Group.

**Right-of-Use-Assets**

With the adoption of PFRS 16, Leases, the manufacturing and aviation subsidiaries as a lessee recognized asset representing the right to use the asset/property during the lease term.

**Deposit to suppliers**

Change in the account balance can be attributed to the increase in deposits to suppliers related to capital expenditure requirements for the purchase of new aircraft of the aviation subsidiary.

**Notes Payable**

Notes payable in 2021 represent unsecured, short-term, interest-bearing liabilities of the aviation subsidiary which was paid in 2022.

**Accounts Payable and Accrued Expenses**

The increase was mainly attributable to the recorded liabilities to the suppliers of the resort and wire manufacturing subsidiaries as a result of increased volume of their businesses.

**Lease Liability (current and noncurrent)**

With the adoption of PFRS 16, Leases, the manufacturing and aviation subsidiary as a lessee recognized a liability for future lease payments.

**Dividends Payable**

Dividends payable represents mainly dividend checks that were returned by the post office and which remained outstanding as of December 31, 2022 due to problematic addresses of some of the Company's stockholders. Last cash dividend payment of ₱0.50 per share to shareholders was on December 15, 2022.

**Income Tax Payable**

Movement in the account was attributable to income tax paid by the resort, aviation and wire manufacturing subsidiaries, partially offset by provision for income tax during the year by the Group.

### ***Long-term Debt (current and noncurrent)***

The outstanding long-term debt in 2021 pertained to PDP loan which was paid in 2022.

### ***Deferred Income Tax Liabilities***

Decrease in the account was mainly due to the deferred tax effect of unrealized decline in market value of FVPL investments.

### ***Retirement Benefits Payable***

Decrease resulted mainly from payment of contribution to the plan.

### ***Cumulative Translation Adjustment (CTA)***

This account includes translation adjustments of Anscor International, Inc., and IQHPC. The net decreased in CTA balance is P47.2 million, mainly due to reversal of CTA related to the sale of AG&P of P234.2 million.

### ***Unrealized valuation gain on FVOCI investments (equity portion)***

Decrease in the account is attributable to the decline in market values of FVOCI investments, mainly bonds, from January 1 to December 31, 2022.

### ***Remeasurement on Retirement Benefits***

Movement in the account was mainly due to the decrease in fair value of the underlying assets under the retirement plan.

### ***Noncontrolling Interest (equity portion)***

Increase was mainly due to share of minority shareholders in the net income of the resort and aviation subsidiaries for the year 2022.

### ***Others***

There were no commitments for major capital expenditures in 2022.

## ***Results of Operation***

Management is not aware of any known trends, events or uncertainties except for political and market uncertainties that may have material impact on the Company's recurring revenues and profits.

**The discussions below were based on the consolidated results of the Company and its subsidiaries for the year ended December 31, 2022 as compared to consolidated results for the year ended December 31, 2021:**

### ***Revenues***

This year's consolidated gross revenues of P13.6 billion was higher from last year's revenue of P11.4 billion due to gain on sale of investment in AGP of P2.2 billion and higher revenues of the resorts and the wire manufacturing operations.

### **Cost of Goods Sold**

Increase in cost of goods sold was mainly attributable to higher copper cost of the wire manufacturing subsidiary and increased volume of products sold.

### **Cost of Services Rendered**

Increase in cost of services rendered was due to higher occupancy rate of the resort subsidiary.

### **Operating Expenses**

The Group reported an increase in consolidated operating expenses for 2022 due to higher overhead of the parent company (from bonus paid based on higher net income in 2021) and rise in operating expenses of the resort and wire manufacturing subsidiaries due to higher volume of business.

### **Interest Expense**

Interest expense in 2022 was lower than 2021 due to payment of loan by PDP.

### **Foreign Exchange Gain (loss)**

Due to the depreciation of peso vis-à-vis dollar, the parent company reported foreign exchange gain on its foreign currency denominated investments in financial assets.

### **Provision for Income Tax - Net**

The current tax provision of the resort, aviation and wire manufacturing subsidiaries was offset by the benefit from deferred income tax, mainly of the parent company, attributable to unrealized loss from decline in market value of FVPL investments.

### **Year Ended December 31, 2021 Compared with Year Ended December 31, 2020 (as reported in 2021 SEC 17-A)**

### **Revenues**

This year's consolidated gross revenues of ₱11.4 billion was higher from last year's revenue of ₱6.9 billion due to improved market value of FVPL investments and higher revenues of the resort and the wire manufacturing operations despite the community quarantine due to COVID-19 pandemic.

### **Cost of Goods Sold**

Increase in cost of goods sold was mainly attributable to higher copper cost of the wire manufacturing subsidiary and increased volume of products sold.

### **Cost of Services Rendered**

Increase in cost of services rendered was due to higher occupancy rate of the resort subsidiary.

### ***Operating Expenses***

The Group reported an increase in operating expenses for 2021 due to higher volume of business of the manufacturing and resort subsidiaries, offset by lower operating cost of the parent company.

### ***Interest Expense***

Interest expense in 2021 was lower than 2020 due to payment of loan by PDP.

### ***Foreign Exchange Gain (loss)***

Due to the depreciation of peso vis-à-vis dollar, the parent company reported foreign exchange gain on its foreign currency denominated investments in financial assets.

### ***Provision for Income Tax - Net***

Movement in the account was mainly due to the higher provision for deferred income tax of the parent company for the increase in market value of its FVPL investments and rise in unrealized foreign exchange gain.

### **Year Ended December 31, 2020 Compared with Year Ended December 31, 2019 (as reported in 2020 SEC 17-A)**

### ***Revenues***

This year's consolidated gross revenues of ₱6.9 billion were significantly lower than the last year's revenues of ₱10.7 billion mainly due to decrease in market value of FVPL investments of ₱76.5 million vs a gain of ₱1.2 billion in 2019. Revenues of the resort and wire manufacturing operations were lower than last year as a result of community quarantine imposed by the Government due to COVID-19 pandemic, while share in net losses of associates amounting to ₱598.0 million was higher as compared to ₱517.1 million in 2019. Dividend income also decreased from ₱373.6 million to ₱259.1 million.

### ***Cost of Goods Sold***

Decrease in cost of goods sold was mainly attributable to decline in volume sold by the wire manufacturing subsidiary.

### ***Cost of Services Rendered***

Decrease in cost of services rendered was mainly due to lower occupancy rate of the resort subsidiary this year versus last year.

### ***Operating Expenses***

The Group reported a decrease in operating expenses for 2020 mainly due to lower overhead of the subsidiaries due to the quarantine imposed in 2020 due to COVID-19. Lower salaries, advertising and promotion, delivery and utilities cost were reported in 2020.

### ***Interest Expense***

Amount in 2020 was lower than 2019 due to payment of long-term loan by the Parent Company and PDP.

### ***Foreign Exchange Gain (loss)***

Due to the depreciation of dollar vis-à-vis peso, the parent company reported foreign exchange loss on its foreign currency denominated investments in financial assets.

### ***Provision for Income Tax - Net***

The tax provision of the resort and wire manufacturing subsidiaries for 2020 decreased due to lower profits.

### **Changes in Accounting Policies**

The accounting policies adopted are consistent with those of the previous financial year, except that the Group has adopted the following new accounting pronouncements starting January 1, 2022. The Group has not early adopted any standard, interpretation or amendment that has been issued but is not yet effective.

Adoption of these new standards did not have an impact on the consolidated financial statements of the Group.

- Amendments to PFRS 3, *Reference to the Conceptual Framework*

The amendments are intended to replace a reference to the Framework for the Preparation and Presentation of Financial Statements, issued in 1989, with a reference to the Conceptual Framework for Financial Reporting issued in March 2018 without significantly changing its requirements. The amendments added an exception to the recognition principle of PFRS 3, Business Combinations to avoid the issue of potential 'day 2' gains or losses arising for liabilities and contingent liabilities that would be within the scope of PAS 37, Provisions, Contingent Liabilities and Contingent Assets or Philippine-IFRIC 21, Levies, if incurred separately.

At the same time, the amendments add a new paragraph to PFRS 3 to clarify that contingent assets do not qualify for recognition at the acquisition date.

- Amendments to PAS 16, *Property, Plant and Equipment: Proceeds before Intended Use*

The amendments prohibit entities deducting from the cost of an item of property, plant and equipment, any proceeds from selling items produced while bringing that asset to the location and condition necessary for it to be capable of operating in the manner intended by management. Instead, an entity recognizes the proceeds from selling such items, and the costs of producing those items, in profit or loss.

- Amendments to PAS 37, *Onerous Contracts – Costs of Fulfilling a Contract*

The amendments specify which costs an entity needs to include when assessing whether a contract is onerous or loss-making. The amendments apply a “directly related cost approach”. The costs that relate directly to a contract to provide goods or services include both incremental costs and an allocation of costs directly related to contract activities. General and administrative costs do not relate directly to a contract and are excluded unless they are explicitly chargeable to the counterparty under the contract.

- Annual Improvements to PFRSs 2018-2020 Cycle
  - o Amendments to PFRS 1, *First-time Adoption of Philippines Financial Reporting Standards*, Subsidiary as a first-time adopter

The amendment permits a subsidiary that elects to apply paragraph D16(a) of PFRS 1 to measure cumulative translation differences using the amounts reported in the parent’s consolidated financial statements, based on the parent’s date of transition to PFRS, if no adjustments were made for consolidation procedures and for the effects of the business combination in which the parent acquired the subsidiary. This amendment is also applied to an associate or joint venture that elects to apply paragraph D16(a) of PFRS 1.

- o Amendments to PFRS 9, *Financial Instruments*, Fees in the ‘10 per cent’ test for derecognition of financial liabilities

The amendment clarifies the fees that an entity includes when assessing whether the terms of a new or modified financial liability are substantially different from the terms of the original financial liability. These fees include only those paid or received between the borrower and the lender, including fees paid or received by either the borrower or lender on the other’s behalf.

- o Amendments to PAS 41, *Agriculture*, Taxation in fair value measurements

The amendment removes the requirement in paragraph 22 of PAS 41 that entities exclude cash flows for taxation when measuring the fair value of assets within the scope of PAS 41.



### Standards Issued but not yet Effective

Pronouncements issued but not yet effective are listed below. Unless otherwise indicated, the Group does not expect that the future adoption of the said pronouncements will have a significant impact on its consolidated financial statements. The Group intends to adopt the following pronouncements when they become effective.

#### *Effective beginning on or after January 1, 2023*

- Amendments to PAS 1 and PFRS Practice Statement 2, *Disclosure of Accounting Policies*

The amendments provide guidance and examples to help entities apply materiality judgements to accounting policy disclosures. The amendments aim to help entities provide accounting policy disclosures that are more useful by:

- o Replacing the requirement for entities to disclose their 'significant' accounting policies with a requirement to disclose their 'material' accounting policies, and
- o Adding guidance on how entities apply the concept of materiality in making decisions about accounting policy disclosures

The amendments to the Practice Statement provide non-mandatory guidance. Meanwhile, the amendments to PAS 1 are effective for annual periods beginning on or after January 1, 2023. Early application is permitted as long as this fact is disclosed. The amendments are not expected to have a material impact on the Group.

- Amendments to PAS 8, *Definition of Accounting Estimates*

The amendments introduce a new definition of accounting estimates and clarify the distinction between changes in accounting estimates and changes in accounting policies and the correction of errors. Also, the amendments clarify that the effects on an accounting estimate of a change in an input or a change in a measurement technique are changes in accounting estimates if they do not result from the correction of prior period errors.

An entity applies the amendments to changes in accounting policies and changes in accounting estimates that occur on or after January 1, 2023 with earlier adoption permitted. The amendments are not expected to have a material impact on the Group.

- Amendments to PAS 12, *Deferred Tax related to Assets and Liabilities arising from a Single Transaction*

The amendments narrow the scope of the initial recognition exception under PAS 12, so that it no longer applies to transactions that give rise to equal taxable and deductible temporary differences.

The amendments also clarify that where payments that settle a liability are deductible for tax purposes, it is a matter of judgement (having considered the applicable tax law) whether such deductions are attributable for tax purposes to the liability recognized in the financial statements (and interest expense) or to the related asset component (and interest expense).

An entity applies the amendments to transactions that occur on or after the beginning of the earliest comparative period presented for annual reporting periods on or after January 1, 2023.

*Effective beginning on or after January 1, 2024*

- Amendments to PAS 1, *Classification of Liabilities as Current or Non-current*

The amendments clarify:

- o That only covenants with which an entity must comply on or before reporting date will affect a liability's classification as current or non-current.
- o That classification is unaffected by the likelihood that an entity will exercise its deferral right.
- o That only if an embedded derivative in a convertible liability is itself an equity instrument would the terms of a liability not impact its classification.

The amendments are effective for annual reporting periods beginning on or after January 1, 2024 and must be applied retrospectively.

- Amendments to PFRS 16, *Lease Liability in a Sale and Leaseback*

The amendments specify how a seller-lessee measures the lease liability arising in a sale and leaseback transaction in a way that it does not recognize any amount of the gain or loss that relates to the right of use retained.

The amendments are effective for annual reporting periods beginning on or after January 1, 2024 and must be applied retrospectively. Earlier adoption is permitted and that fact must be disclosed.

#### *Effective beginning on or after January 1, 2025*

- *PFRS 17, Insurance Contracts*

PFRS 17 is a comprehensive new accounting standard for insurance contracts covering recognition and measurement, presentation and disclosure. Once effective, PFRS 17 will replace PFRS 4, Insurance Contracts. This new standard on insurance contracts applies to all types of insurance contracts (i.e., life, non-life, direct insurance and re-insurance), regardless of the type of entities that issue them, as well as to certain guarantees and financial instruments with discretionary participation features. A few scope exceptions will apply.

The overall objective of PFRS 17 is to provide an accounting model for insurance contracts that is more useful and consistent for insurers. In contrast to the requirements in PFRS 4, which are largely based on grandfathering previous local accounting policies, PFRS 17 provides a comprehensive model for insurance contracts, covering all relevant accounting aspects. The core of PFRS 17 is the general model, supplemented by:

- A specific adaptation for contracts with direct participation features (the variable fee approach)
- A simplified approach (the premium allocation approach) mainly for short-duration contracts

On December 15, 2021, the FRSC amended the mandatory effective date of PFRS 17 from January 1, 2023 to January 1, 2025. This is consistent with Circular Letter No. 2020-62 issued by the Insurance Commission which deferred the implementation of PFRS 17 by two (2) years after its effective date as decided by the IASB.

PFRS 17 is effective for reporting periods beginning on or after January 1, 2025, with comparative figures required. Early application is permitted.

#### *Deferred effectivity*

- *Amendments to PFRS 10, Consolidated Financial Statements, and PAS 28, Sale or Contribution of Assets between an Investor and its Associate or Joint Venture*

The amendments address the conflict between PFRS 10 and PAS 28 in dealing with the loss of control of a subsidiary that is sold or contributed to an associate or joint venture. The amendments clarify that a full gain or loss is recognized when a transfer to an associate or joint venture involves a business as defined in PFRS 3. Any gain or loss resulting from the sale or contribution of assets that does not constitute a business, however, is recognized only to the extent of unrelated investors' interests in the associate or joint venture.

On January 13, 2016, the Financial and Sustainability Reporting Standards Council deferred the original effective date of January 1, 2016 of the said amendments until the IASB completes its broader review of the research project on equity accounting that may result in the simplification of accounting for such transactions and of other aspects of accounting for associates and joint ventures.

### **Other Financial Information**

- There are no material events that will trigger direct or contingent financial obligation that is material to the Company, including any default or acceleration of an obligation.
- There are no off-balance sheet transactions, arrangements, obligations including contingent obligations, and other relationships of the Company with unconsolidated entities or other persons created during the year.
- There were no commitments for major capital expenditures in 2022 and onwards.
- The management has no knowledge of known trends, events or uncertainties that have had or that are reasonably expected to have a material favorable or unfavorable impact on net sales or revenue or income from continuing operations.
- There are no seasonality or cyclical trends in the business that would have material effect on the Company's result of operations and financial condition.
- There is no other change in composition of the registrant, no restructuring, except the business combination mentioned above.

- There is no other material event subsequent to the reporting period that has not been reflected in the financial statements.

### **Financial Statements**

1. The financial statements were presented using the classified balance sheet format in accordance with the Philippines Financial Reporting Standards (PFRS).
2. The financial statements were prepared in accordance with the disclosures required by SRC Rules 68 and 68.1, current PFRS/IAS.
3. The consolidated financial statements included disclosures with regards to new accounting standards that the Company and its subsidiaries adopted.

### **Audited Financial Statements**

The audited Financial Statements as of 31 December 2022 and the Statement of Management Responsibility are attached to the Definitive Information Statement.

## **II. Changes in and Disagreement with Accountants on Accounting and Financial Disclosure**

The Company has no disagreement with its independent auditors on Accounting and Financial Disclosures and changes in Accounting and Financial Disclosures that are included in the attached Notes to the Financial Statements, if applicable.

## **III. External Audit Fees**

SyCip Gorres Velayo & Co. (SGV) has been the Company's independent auditors since its establishment in 1946. They will again be nominated for reappointment and presented for approval by the stockholders during the stockholders' meeting as external auditors for the ensuing calendar year. Unless marked to the contrary, proxies received will be voted FOR the appointment of SGV as the independent auditors for the ensuing year. The Management recommends a vote FOR the appointment of SGV as independent auditors of the Company for the ensuing year.

In compliance with SRC Rule 68 paragraph 3(b) (IX) (Rotation of External Auditors), the SGV audit partner, as of December 2022, is Ms. Dhonabee B. Señeres, who is on her fourth year of audit engagement. Ms. Señeres will again be the SGV audit partner for the ensuing year.

A representative of SGV is expected to be present at the Annual Meeting to respond to appropriate questions from the stockholders and to make a statement if so desired.

#### **Audit and Audit Related Fees**

The Company paid to its external auditors the following fees for the past two years:

<b>Year</b>	<b>Audit Fees</b>
<b>2022</b>	<b>₱ 1,320,000.00</b>
2021	₱ 1,320,000.00

The audit fees were evaluated and approved by the Audit Committee based on the scope of work of external auditors and the complexity of accounting and audit issues identified. There are no other fees paid to the external auditors for other assurance and related services.

#### **Consultancy and Other Fees**

Consultancy and other fees paid by the Company to SGV for the year 2022 amounted to ₱303,800.00.

### **IV. Market Price of Shares and Dividends**

The Principal Market where the registrant's Common equity is traded:

Philippine Stock Exchange

Latest Market Price – **15 March 2023**

<b>Previous close</b>	<b>High</b>	<b>Low</b>	<b>Close</b>
<b>10.26</b>	<b>10.70</b>	<b>10.10</b>	<b>10.10</b>

The following are the high and low sale prices of the shares of the Company for each quarter within the last two fiscal years:

	<b>2022</b>		<b>2021</b>	
<b>Quarter</b>	<b>High</b>	<b>Low</b>	<b>High</b>	<b>Low</b>
<b>First</b>	<b>10.44</b>	<b>7.70</b>	7.80	6.00
<b>Second</b>	<b>9.43</b>	<b>8.54</b>	7.10	6.37
<b>Third</b>	<b>9.10</b>	<b>8.00</b>	7.50	6.10
<b>Fourth</b>	<b>9.15</b>	<b>8.21</b>	8.00	6.81

Source: PSE Report

The total number of stockholders/accounts as of 28 February 2023 is 11,046 holding 2,500,000,000 shares of common stock and 1 stockholder holding 500,000,000 preferred shares

### *Dividends*

The cash dividends declared by the Board of Directors in 2021 was:

<b>Classification</b>	<b>Peso Rate Per Share</b>	<b>Declaration Date</b>	<b>Record Date</b>	<b>Payable Date</b>
Regular	0.25	28-Feb-2021	17-Mar-2021	14-Apr-2021
Special	0.25	17-Nov-2021	03-Dec-2021	27-Dec-2021

In 2022, the Board of Directors declared the following cash dividends:

<b>Classification</b>	<b>Peso Rate Per Share</b>	<b>Declaration Date</b>	<b>Record Date</b>	<b>Payable Date</b>
<b>Regular</b>	<b>0.50</b>	<b>23-Feb-2022</b>	<b>11-Mar-2022</b>	<b>05-Apr-2022</b>
<b>Special</b>	<b>0.50</b>	<b>11-Nov-2022</b>	<b>28-Nov-2022</b>	<b>15-Dec-2022</b>

On March 1, 2023, the Board of Directors declared the following cash dividends:

<b>Classification</b>	<b>Peso Rate Per Share</b>	<b>Declaration Date</b>	<b>Record Date</b>	<b>Payable Date</b>
Regular	0.50	01-Mar-2023	16-Mar-2022	10-Apr-2023

There is no restriction on payment of dividends other than the availability of retained earnings following the SEC rule on calculation of available retained earnings for dividend declaration. As of 31 December 2021, the Company has sufficient retained earnings available for dividend declaration.

The top 20 stockholders as of 28 February 2023 is broken down as follows:

<b>Stockholder Name</b>	<b>Type</b>	<b>Number of Shares</b>	<b>% of Ownership</b>
1. Anscor Consolidated Corporation	Common	1,272,329,761*	42.411
2. A. Soriano Corporation Retirement Plan	Common Preferred	63,694,835** 500,000,000	2.123 16.667
3. PCD Nominee Corp. (Non-Filipino)	Common	497,919,306	16.597
4. A-Z Asia Limited Philippines, Inc.	Common	161,546,329	5.385
5. PCD Nominee Corp. (Filipino)	Common	112,242,636	3.741
6. Universal Robina Corporation	Common	64,605,739	2.154
7. Philippines International Life Insurance Co., Inc.	Common	57,921,593	1.931
8. C & E Property Holdings, Inc.	Common	28,011,922	0.934
9. Edmen Property Holdings, Inc.	Common	27,511,925	0.917
10. MCMS Property Holdings, Inc.	Common	26,513,928	0.884
11. Express Holdings, Inc.	Common	23,210,457	0.774
12. EJS Holdings, Inc.	Common	15,518,782	0.517
13. DAO Investment & Management Corp.	Common	8,628,406	0.288
14. Philippine Remnants Co., Inc.	Common	7,556,183	0.252
15. Balangingi Shipping Corporation	Common	2,767,187	0.092
16. Leonardo Siguion Reyna	Common	2,625,000	0.088
17. Lennie C. Lee	Common	2,000,000	0.067
18. Jocelyn C. Lee	Common	2,000,000	0.067
19. Jose C. Lee	Common	1,798,000	0.060
20. F. Yap Securities, Inc.	Common	1,409,741	0.047
Total		2,879,811,730	95.971

\* Included 122,287,251 shares of Anscor Consolidated Corporation with ATRAM.

\*\* Included 7,694,835 shares lodged with PCD Nominee Corp. (Filipino).



### *Recent Sale of Unregistered Securities*

There are no recent sales of unregistered or exempt securities including recent issuance of securities constituting an exempt transaction.

## **V. Compliance with Leading Practice on Corporate Governance**

As part of the Company's continuing efforts to comply with leading practice on corporate governance, on 10 March 2010, the Company submitted to the SEC and PSE its revised Manual on Corporate Governance in conformity with SEC Memorandum Circular No. 6, Series of 2009. The Manual on Corporate Governance was further revised on 18 February 2011 to comply with additional requirements of the SEC. On 02 July 2014, the Company submitted to the SEC and PSE its Amended Manual on Corporate Governance in conformity with SEC Memorandum Circular No. 9, Series of 2014.

With the promulgation of the Code of Corporate Governance for Publicly Listed Companies under SEC Memorandum Circular No. 19 dated November 22, 2016, the Company submitted to the SEC and PSE its Manual on Corporate Governance in compliance with said Circular. This Manual superseded all previous Manuals on Corporate Governance of the Company including its revisions.

All the revisions to the Manual on Corporate Governance are discussed and deliberated upon by the Board of Directors prior to its approval and subsequent submission to the SEC.

The Board of Directors and Management evaluates on an annual basis, the Company's compliance with the Manual on Corporate Governance. The different Board Committees also evaluate the level of compliance with the Manual on Corporate Governance.

The Company continues to improve its systems and processes to enhance adherence and fully comply with leading practices on good corporate governance. These improvements are contained in the Company's Integrated Annual Corporate Governance Report and updates thereto to be submitted to the SEC yearly. Further, Directors of the Company are required, before assuming office and annually thereafter, to attend a seminar on Corporate Governance conducted by a duly recognized private or government institution.

Likewise, following SEC's thrust to promote a better corporate governance environment, the Company complied with SEC Memorandum Circular No. 11, Series of 2014, which provides for template for publicly-listed companies' websites. The Company's website contains all the items indicated in said Circular.

As of 28 February 2023, there were no deviations from the Company's Manual on Corporate Governance.



SyCip Gorres Velayo & Co.  
6760 Ayala Avenue  
1226 Makati City  
Philippines

Phone: (632) 8891 0307  
Fax: (632) 8819 0872  
ey.com/ph

## INDEPENDENT AUDITOR'S REPORT ON SUPPLEMENTARY SCHEDULES

The Board of Directors and Stockholders  
A. Soriano Corporation  
7th Floor, Pacific Star Building  
Makati Avenue corner Gil Puyat Avenue Extension  
Makati City

We have audited in accordance with Philippine Standards on Auditing, the consolidated financial statements of A. Soriano Corporation and its subsidiaries (the Group) as at December 31, 2022 and 2021, and for each of the three years in the period ended December 31, 2022 and have issued our report thereon dated March 1, 2023. Our audits were made for the purpose of forming an opinion on the basic consolidated financial statements taken as a whole. The schedules listed in the Index to the Supplementary Schedules are the responsibility of the Group's management. These schedules are presented for purposes of complying with the Revised Securities Regulation Code Rule 68, and are not part of the basic consolidated financial statements. These schedules have been subjected to the auditing procedures applied in the audit of the basic consolidated financial statements and, in our opinion, fairly state, in all material respects, the financial information required to be set forth therein in relation to the basic consolidated financial statements taken as a whole.

### **SYCIP GORRES VELAYO & CO.**

#### **Dhonabee B. Señeres**

Partner

CPA Certificate No. 97133

Tax Identification No. 201-959-816

BOA/PRC Reg. No. 0001, August 25, 2021, valid until April 15, 2024

SEC Accreditation No. 97133-SEC (Group A)

Valid to cover audit 2021 to 2025 financial statements of SEC  
covered institutions

SEC Firm Accreditation No. 0001-SEC (Group A)

Valid to cover audit 2021 to 2025 financial statements of SEC  
covered institutions

BIR Accreditation No. 08-001998-098-2020, November 27, 2020, valid until November 26, 2023

PTR No. 9564699, January 3, 2023, Makati City

March 1, 2023

**A. SORIANO CORPORATION AND SUBSIDIARIES  
INDEX TO THE CONSOLIDATED FINANCIAL STATEMENTS  
AND SUPPLEMENTARY SCHEDULES**

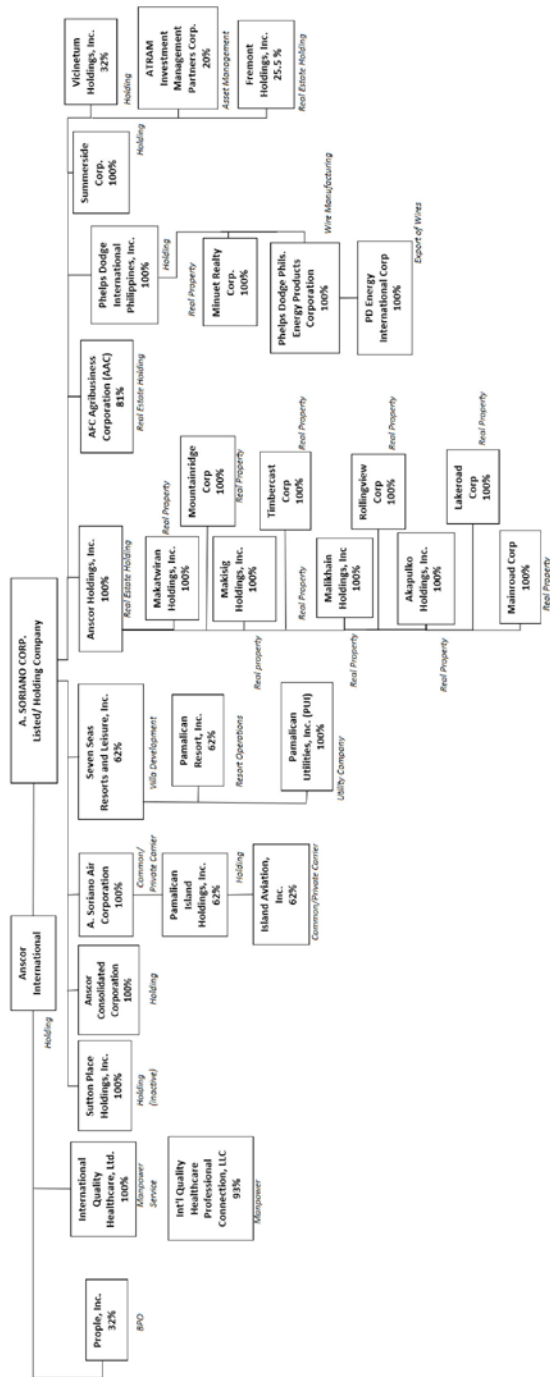
- Annex C:      Supplementary Schedule of Retained Earnings Available  
                 for Dividend Declaration
- Annex D:      Group Structure

## ANNEX C

### A. SORIANO CORPORATION

#### SUPPLEMENTARY SCHEDULE OF RETAINED EARNINGS AVAILABLE FOR DIVIDEND DECLARATION DECEMBER 31, 2022

<b>Unappropriated retained earnings, January 1, 2022</b>	<b>₱7,023,096,681</b>
Adjustments pertaining to unrealized market to market gains and deferred tax assets	4,344,181,279
<b>Unappropriated retained earnings, as adjusted to available for dividend distribution, January 1, 2022</b>	<b>2,678,915,402</b>
Add: Net income actually earned/realized	
Net income during the period	2,276,878,018
Foreign exchange gains (except those attributable to cash and cash equivalents)	(128,551,322)
Net income actually earned	<b>4,827,242,097</b>
Less dividend declarations	(2,500,000,000)
<b>Total retained earnings available for dividend declaration, December 31, 2022</b>	<b>₱2,327,242,097</b>





SyCip Gorres Velayo & Co.  
6760 Ayala Avenue  
1226 Makati City  
Philippines

Phone: (632) 8891 0307  
Fax: (632) 8819 0872  
ey.com/ph

## INDEPENDENT AUDITOR'S REPORT ON COMPONENTS OF FINANCIAL SOUNDNESS INDICATORS

The Board of Directors and Stockholders  
A. Soriano Corporation  
7th Floor, Pacific Star Building  
Makati Avenue corner Gil Puyat Avenue Extension  
Makati City

We have audited in accordance with Philippine Standards on Auditing, the consolidated financial statements of A. Soriano Corporation and its subsidiaries (the Group) as at December 31, 2022 and 2021 and for each of the three years in the period ended December 31, 2022, and have issued our report thereon dated March 1, 2023. Our audits were made for the purpose of forming an opinion on the basic consolidated financial statements taken as a whole. The Supplementary Schedule on Financial Soundness Indicators, including their definitions, formulas, calculation, and their appropriateness or usefulness to the intended users, are the responsibility of the Group's management. These financial soundness indicators are not measures of operating performance defined by Philippine Financial Reporting Standards (PFRSs) and may not be comparable to similarly titled measures presented by other companies. This schedule is presented for the purpose of complying with the Revised Securities Regulation Code Rule 68 issued by the Securities and Exchange Commission, and is not a required part of the basic consolidated financial statements prepared in accordance with PFRSs. The components of these financial soundness indicators have been traced to the Group's consolidated financial statements as at December 31, 2022 and 2021 and for each of the three years in the period ended December 31, 2022 and no material exceptions were noted.

SYCIP GORRES VELAYO & CO.

Dhonabee B. Señeres

Partner

CPA Certificate No. 97133

Tax Identification No. 201-959-816

BOA/PRC Reg. No. 0001, August 25, 2021, valid until April 15, 2024

SEC Accreditation No. 97133-SEC (Group A)

Valid to cover audit 2021 to 2025 financial statements of SEC  
covered institutions

SEC Firm Accreditation No. 0001-SEC (Group A)

Valid to cover audit 2021 to 2025 financial statements of SEC  
covered institutions

BIR Accreditation No. 08-001998-098-2020, November 27, 2020, valid until November 26, 2023

PTR No. 9564699, January 3, 2023, Makati City

March 1, 2023

## ANNEX E

**A. SORIANO CORPORATION AND SUBSIDIARIES**  
**COMPONENTS OF FINANCIAL SOUNDNESS INDICATORS**  
**DECEMBER 31, 2022 AND 2021**

		2022	2021
i.	Current Ratio	<div> <div>Total Current Assets</div> <div>19,339,745,781</div> </div> <div> <div>Total Current Liabilities</div> <div>1,945,908,175</div> </div>	<div> <div>18,093,740,907</div> <div>1,877,916,302</div> </div> <div>9.64 : 1</div>
ii.	Acid Test Ratio	<div> <div>Total Current Assets less Inventories, Prepayments, and Other Current Assets</div> <div>17,235,630,116</div> </div> <div> <div>Total Current Liabilities</div> <div>1,945,908,175</div> </div>	<div> <div>16,220,464,988</div> <div>1,877,916,302</div> </div> <div>8.64 : 1</div>
iii.	Solvency Ratio	<div> <div>Net Income Attributable to Equity Holders of the Parent + Depreciation and amortization</div> <div>3,110,279,644</div> </div> <div> <div>Total Liabilities</div> <div>2,524,505,009</div> </div>	<div> <div>2,806,675,830</div> <div>2,567,867,866</div> </div> <div>109.30%</div>
iv.	Debt-to-Equity Ratio	<div> <div>Total Liabilities</div> <div>2,524,505,009</div> </div> <div> <div>Equity Attributable to Equity Holders of the Parent</div> <div>21,961,719,040</div> </div>	<div> <div>2,567,867,866</div> <div>20,460,578,865</div> </div> <div>2.57 : 20.46</div>
v.	Asset-to-Equity Ratio	<div> <div>Total Assets</div> <div>25,138,235,219</div> </div> <div> <div>Equity Attributable to Equity Holders of the Parent</div> <div>21,961,719,040</div> </div>	<div> <div>23,624,974,330</div> <div>20,460,578,865</div> </div> <div>1.15</div>
vi.	Interest Rate Coverage Ratio	<div> <div>EBIT (earnings before interest and taxes)</div> <div>3,102,884,832</div> </div> <div> <div>Interest expense</div> <div>4,687,677</div> </div>	<div> <div>2,928,004,620</div> <div>10,259,686</div> </div> <div>285.39</div>
vii.	Return on Equity	<div> <div>Net Income Attributable to Equity Holders of the Parent</div> <div>2,800,557,660</div> </div> <div> <div>Equity Attributable to Equity Holders of the Parent</div> <div>21,961,719,040</div> </div>	<div> <div>2,504,080,376</div> <div>20,460,578,865</div> </div> <div>12.24%</div>
viii.	Return on Assets	<div> <div>Net Income Attributable to Equity Holders of the Parent</div> <div>2,800,557,660</div> </div> <div> <div>Total Assets</div> <div>25,138,235,219</div> </div>	<div> <div>2,504,080,376</div> <div>23,624,974,330</div> </div> <div>10.60%</div>

# ANNEX E

## A. SORIANO CORPORATION AND SUBSIDIARIES

### COMPONENTS OF FINANCIAL SOUNDNESS INDICATORS DECEMBER 31, 2022 AND 2021

		2022	2021
ix.	Profit Ratio		
	Net Income Attributable to Equity Holders of the Parent	2,800,557,660	2,504,080,376
	Total Revenues	13,624,683,643	11,354,086,841
		20.56%	22.05%
x.	Book value per share		
	Equity Attributable to Equity Holders of the Parent	21,961,719,040	20,460,578,865
	Outstanding Number of Shares	1,227,570,239	1,227,570,239
		17.89	16.67





A. SORIANO CORPORATION

# 2022 ANNUAL REPORT



# Contents

Chairman's Message	1
Financial Highlights	9
Five-Year Review	10
Statement of Management's Responsibility	12
Audited Consolidated Financial Statements	13
Board of Directors	112
Officers & Corporate Directory	

INSIDE  
BACK  
COVER

CONCURRENT RESOLUTION OF THE BOARD OF DIRECTORS  
The Board of Directors of A. Soriano Corporation by unanimous concurrence, submits herewith the Statement and Annual Report of the Chairman of the Board and President of the Corporation as its own Report to the Stockholders for the year ended December 31, 2022.

---

“The combined performances of Anscor’s holdings will continue to enhance shareholder value”

---

### THE PHILIPPINE ECONOMIC PICTURE 2022

Gross Domestic Product grew from 5.7% in 2021 to 7.6% in 2022 as domestic consumption remained resilient despite rising inflation. The easing of the COVID-19 pandemic restrictions and full reopening in the last quarter of 2022 accelerated the expansion in the services and industry sectors, with production in most subsectors back to their pre-pandemic levels. Accommodation and food services led the way with a growth of 31.8%.

2022 was a volatile year, experiencing heightened geopolitical tensions, high energy costs, and interest rates. The Philippines, like the rest of the world, struggled with inflation, which is currently running at 14-year highs and if it is not controlled, will constrain domestic consumption. The Bangko Sentral ng Pilipinas tightened monetary policy aggressively, with a 350-basis point increase in interest rates, since the beginning of 2022.

As high inflation and interest rates affected the demand for housing and real estate in general, hybrid work arrangements and the continued decline of the pogo demand affected office rentals. Consequently, many of the major developers opted to postpone projects.

## Chairman’s Message



**ANDRES SORIANO III**  
Chairman

2023 is viewed more positively as inflation appears to be moderating and interest rate increases are expected to taper off, resulting in a more stable economy. However, risks remain from the combined effects of the continuing war in Ukraine, high energy prices as China reopens, and the possibility of recession in developed economies.

## THE 2022 FINANCIAL PERFORMANCE OF THE COMPANY

Net income in 2022 reached ₱2.8 billion primarily as a result of Anscor International's sale of AGP International Holdings Pte. Ltd., for a consideration of US\$38.5 million, resulting in a one-time gain of ₱2.2 billion. Last year's profit reached ₱2.5 billion.

Anscor's operating company, Phelps Dodge Philippines Energy Products Corporation (PDP), continues to be the main contributor to Anscor's revenues at ₱1.04 billion, comprising ₱956.5 million in equity earnings and ₱100.1 million in management fees. The Company's share in resort earnings improved from ₱48.4 million in 2021 to ₱89.4 million in 2022, while KSA Realty Corporation provided ₱100.7 million in cash dividends.

Anscor's investment portfolio, which posted a gain of ₱1.4 billion in 2021, reversed to a loss of ₱0.9 billion, due to a decrease in market values of traded securities, both locally and abroad.

The Philippine Stock Exchange Index fell from 7,123 as of December 31, 2021 to 6,554 as of end-December 2022. This contributed to a ₱194.2 million loss on Philippine-traded equities against a gain of ₱1.8 billion in 2021. Foreign traded shares accounted for a ₱586.7 million loss in 2022, lower than last year's loss of ₱900.3 million. Investment in bonds and managed funds were impacted by the increase in interest rates and registered a decline in value of ₱374.1 million versus a gain of ₱12.7 million in 2021.

Financial portfolio losses were slightly offset by larger foreign exchange gains from ₱130.1 million in 2021 to ₱294.6 million in 2022 as the strong US dollar boosted the value of our dollar-denominated assets.

Anscor paid a total cash dividend of ₱2.5 billion or ₱1.00 per share in 2022: ₱0.50 per share on April 5, 2022, and another ₱0.50 per share on December 15, 2022. The book value of the Company increased from ₱16.67 to ₱17.89 as of December 31, 2022.

## PHELPS DODGE INTERNATIONAL PHILIPPINES, INC.(PDP)

PDP's sales volume increased by 5% over that of 2021. While its high-rise and mall project segment declined by 25%, the company achieved substantial inroads into the sectors of communication and of energy, among both distributors and generators. PDP continued to increase its provincial sales in the Visayas and Mindanao. Northern Luzon showed significant growth in both the retail sector and the business-to-business segments.

2022 revenues reached ₱10.7 billion, a 23% increase over last year, in part because of the higher average copper price during the year. Copper prices were volatile with an upward trend throughout the year. PDP's policy of maintaining stable selling prices was rewarded with a flow of steady orders from its distributors. PDP's innovative products met customers' need for safe and quality products at reasonable prices.

Net profit increased from ₱909.9 million to ₱956.5 million, the highest in PDP's history. Costs were kept at the same level as 2021, a notable achievement in an era of high inflation throughout the year.

PDP will continue with its growth strategy. Additional investments are being made to increase the company's production capability, which will give more production flexibility to serve different segments and increase the company's ability to deliver in the shortest possible time.

PDP continues its sustainability and governance programs, its enviable safety record, and its strongly adhered to health protocols. Studies have started on the feasibility of solar panels. PDP remains committed to participate actively in the projects of the Andres Soriano Foundation.




---

PDP's net income of ₱956.5 million, a record profit, with revenues reaching ₱10.7 billion and costs kept at the same level as 2021.

---

#### **SEVEN SEAS RESORTS AND LEISURE, INC.**

(Owner of Amanpulo)

After two years of restricted international travel, the Philippine borders reopened to tourists in February 2022 and Amanpulo reintroduced itself as a must-travel destination. Through strategic sales and marketing activities and new products and offerings, Amanpulo bounced back strongly. Revenue improved to ₱1.1 billion and a net income of ₱143.5 million, nearly that of the pre-pandemic period.

Initiatives to attract foreign guests to Amanpulo, included visits from top-producing and high-potential travel agents, foreign press trips and releases featuring Amanpulo in top-tier publications, including Conde Nast Traveller (UK), Tatler (UK), Tatler (Asia), Travel+Leisure (SEA), and Robb Report (China).





Amanpulo's Marine Conservation Program continues to expand its reach with the launch of identifying resident turtles by volunteer team members and guests. In November, the Large Marine Vertebrates Research Institute Philippines trained the Amanpulo team on enhanced marine turtle conservation. A total of 1,927 turtle hatchlings were released to the sea and natural nest monitoring was increased.

---

Amanpulo closed 2022 with 47% occupancy, revenues of ₱1.1 billion and net income of ₱143.5 million, almost in line with pre-pandemic year.

---

Amanpulo was shortlisted as “Private Island of the Year” and awarded as “Asia’s Leading Private Island Resort,” the “Philippines’ Leading Private Island Resort” and the “World’s Leading Dive Resort” by the World Travel Awards 2022. The Resort also placed Top 8 in the “Top 10 Best Resorts in Southeast Asia” in the Travel + Leisure Asia’s Best Awards 2022.

### **ATRAM INVESTMENT MANAGEMENT PARTNERS CORPORATION (ATRAM)**

ATRAM weathered volatile markets in 2022, ending the year with assets under management at ₱157.1 billion, 9.9% lower from the previous year. Though inflation and geopolitical concerns kept investors on the sidelines, the company still generated positive net inflows of ₱4.2 billion, driven by the fund distribution and wealth businesses. ATRAM Group’s revenues grew 19.9% to ₱872.7 million in 2022, from ₱727.6 million in 2021.

ATRAM continued to build its digital capabilities to reach target client segments and enhance customer brand experience. ATRAM Prime was launched in April 2022. It is a mobile-first investment platform to help clients grow their long-term wealth, simplify the investing process and access investment outlets and advice. Development of a wealth management platform, Wealth360, began in 2022 for rollout to clients in 2023.

The company earned multiple awards and industry recognitions. ATRAM was hailed as “Asset Management Company of the Year — Philippines” in The Asset Triple A Sustainable Investing Awards 2022. World Business Outlook and International Business Magazine also recognized ATRAM as the “Best Investment Solutions Provider” in the Philippines for 2022. In addition, ATRAM Trust Corporation was recognized as a 2022 Outstanding Bangko Sentral ng Pilipinas (BSP) Stakeholder for its role as a Personal Equity & Retirement Account (PERA) administrator during the 2022 Outstanding BSP Stakeholders Appreciation Ceremonies.

ATRAM is ready to face a digital future with a diverse set of product offerings.

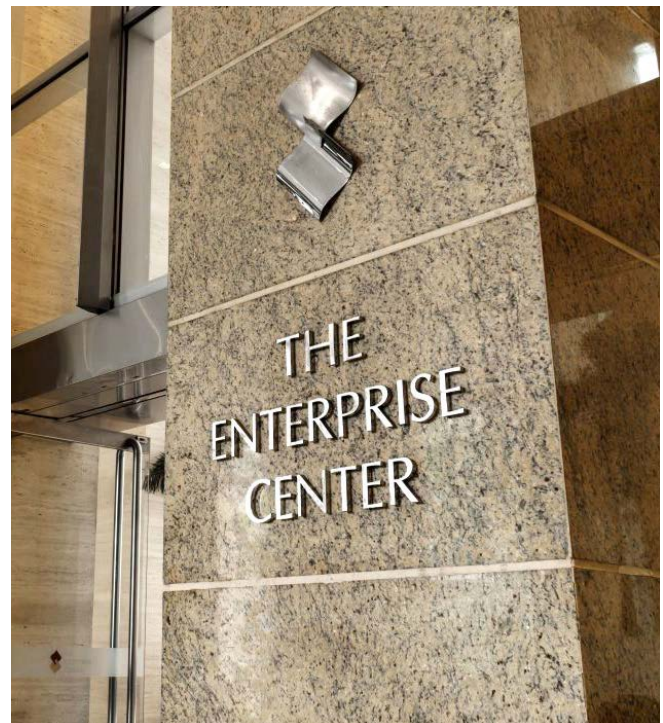
### **KSA REALTY CORPORATION**

(owner of The Enterprise Center)

The office leasing operations of The Enterprise Center (TEC) continued to face challenges, along with other office building operators in the country. TEC’s occupancy and rental revenue declined due to the after effects of the COVID-19 pandemic: downsizing of leased premises to adapt to on-site work arrangements of companies and requests for rental concessions to reduce costs to cope with business slowdown.

TEC’s average effective rent for office leases decreased from ₱1,539 per sq.m. in 2021 to ₱1,430 per sq.m. in 2022. Rental income decreased by 18% and average occupancy during the year fell to 66%, as compared to last year’s 80%. Net income stood at ₱0.7 billion.

Despite the negative growth in rental revenue and net income, KSA declared ₱0.7 billion in dividends in 2022, of which ₱100.7 million was Anscor’s share as against ₱185.6 million in 2021.



## EARLY STAGE AND PRIVATE EQUITY INVESTMENTS

A portion of the Company's assets are dedicated to private equity funds and early-stage opportunities.

Anscor began investing in Y-mAbs Therapeutics, Inc. in 2015 that was listed on the Nasdaq in 2018. Y-mAbs is a clinical stage biopharmaceutical company focused on developing and commercializing novel, antibody-based therapeutic products to treat cancer. Anscor's investment thesis centered on Y-mAbs with two pivotal-stage product candidates, naxitamab and omburtamab.

Naxitamab received its first approval from the US Food and Drug Administration (USFDA) in November 2020. Unfortunately, the USFDA declined marketing approval of omburtamab in a Refusal-to-File letter dated October 2, 2020, citing the need for additional data to support an approval. In response, Y-mAbs has deprioritized the omburtamab program to focus on developing the Self-Assembly DisAssembly (SADA PRIT 2-STEP) technology platform. Corporate restructuring extended its cash runway into 2024. Y-mAbs stock price fell 70% in 2022 from US\$ 16.21 to US\$ 4.88 a share.

Anscor invested US\$5.0 million in Macquarie ASEAN Technology Investments Holdings II LP in 2018, a special-purpose vehicle invested exclusively in shares of Grab Holdings, Inc. Grab is the leading on-demand transportation and food delivery provider in Southeast Asia with a leading market share in seven countries, including the Philippines.

In December 2021, Grab was listed on the Nasdaq via a special purpose acquisition vehicle. Sales grew 38%, as its Mobility and Deliveries benefited from economies reopening across the Association of Southeast Asian Nations (ASEAN) region. Despite the positive operating trends, shares in Grab Holdings, like many of its high-growth peers, fell dramatically in 2022 and ended down 55% from its Initial Public Offering (IPO).

Anscor has committed US\$20.0 million to Navegar I LP, Navegar II LP and Sierra Madre Philippines I LP, three Philippine-focused private equity funds. Investments are diversified across e-commerce, business process outsourcing, information technology, casual dining, logistics, education, and retail.

In March 2021, Anscor committed US\$6.0 million to Asia Partners I (AP I), a Singapore-based private equity fund focused on high growth technology and technology-enabled companies across Southeast Asia. In March 2022, on the back of a solid performance from AP I, a follow-on commitment of US\$10.0 million was made to Asia Partners II.

Additional investments that were initiated in 2022 included a US\$3.0 million investment in Blue Voyant, an early-stage, US-based cybersecurity firm; a US\$3.0 million commitment to Third Prime, a US-based private equity fund focused on finance and property technology; a US\$1.2 million follow-on co-investment in SCI, a Singapore-based e-commerce company, alongside Asia Partners; a US\$1.6 million co-investment in Kafene, an early-stage, US-based financial technology company, alongside Third Prime; and US\$750,000 in Wholesome Spirits, an early-stage, US company focused on the sales and marketing of "Volley", a tequila-based seltzer drink.

## CORPORATE SOCIAL RESPONSIBILITY

Throughout the difficulties of the COVID-19 pandemic, **The Andres Soriano Foundation (ASF)** firmly supported island communities in Northeastern Palawan, Philippines, bringing much-needed assistance to far-flung and isolated areas.

### *Small Island Sustainable Development Program*

Through its community-based **Health Program**, ASF helped provide COVID-19 vaccinations to the island barangays of Manamoc, Algeciras, and Concepcion for community-wide protection against the disease.



The Foundation also continued the important work of sustaining nutrition initiatives such as Supplementary Feeding, Food Always in the Home (backyard gardening), and the First 1,000 Days program. From the more than 200 malnourished beneficiaries assisted by the Foundation, 84% now have normal weight, improving the overall health of the community.

The Foundation also continuously supported the needs of school children through its program on **Education**, even in the absence of face-to-face classes.

The ASF continued its assistance for the Senior High School program of its supported island community in Manamoc. By maintaining the laboratory facility and vegetable nursery, the Foundation ensured that the Manamoc National High School maintains its high standard of education. In addition, the ASF further professionalized and upgraded the skills of the school's personnel.

Deserving youth in assisted communities received scholarships for both technical-vocational and academic programs, with some scholars already undergoing on-the-job training in their chosen field.

The Foundation's **Livelihood Program** ensured that local-based weavers and livelihood groups continued to have opportunities for economic improvement through training and organizational capacity-building. Regular follow-up and guidance of the capacitated handicraft groups and newly adopted technology enabled them to produce more products of improved quality.

ASF's program on the **Environment** also gained momentum. With community-driven coastal clean-up activities, mangrove-planting drives, marine-protected area monitoring, and local government collaboration, the Foundation leads in sustainable and eco-friendly development. A newly-launched project on solid waste management provides community lectures and machines for waste recycling and repurposing. The War on Plastics project has promoted community engagement and active involvement in waste reduction and environmental protection.



*Through the use a hat-blocking machine, the quality of weavers' products is improved.*

The Foundation mobilized funds from the Anscor group, partners, and donors amounting to ₱23.3 million for its regular programs (livelihood, education, health and nutrition, and environmental protection) and its mitigation of the impact of the COVID-19 pandemic. It achieved this by mobilizing the community for immunization and facilitating the transport of vaccines to hard-to-reach areas. The supported municipalities of Agutaya, Magsaysay, and Cuyo in Palawan were continuously engaged in these activities.

### ***Cancer Care Program***

The Foundation partnered with five pharmaceutical companies to support the medical fellowship of seven trainees in medical oncology in the UP-PGH. This sponsorship envisions that more physicians will serve cancer patients nationwide especially in remote areas.

ASF has also been providing indigent patients with Stage 2 breast cancer with medication needed to complete their treatment. ASF's fund supports 57 breast cancer patients currently enrolled for chemotherapy at the UP-PGH Cancer Institute.

Additional assistance has been given to the UP-PGH Cancer Institute by donating funds and basic facility requirements.

### ***Disaster Relief Assistance***

ASF supported the rehabilitation of the Andres Soriano Memorial Elementary School in Roxas, Palawan where typhoon Odette damaged the school's classroom roofing and ceiling structures, school books, computers, and other supplies and equipment.

## **OUTLOOK**

The impact of COVID-19 on business and lifestyles still lingers. Nevertheless, our countrymen are a resilient people and are adapting to the after effects of the pandemic as they return to a more normal environment. This bodes well for Anscor as the economy is expected to pick up in spite of global events in the economic ecosystem.

PDP is projected to experience growth and make investments to boost its productivity with innovative products and cost management. As foreign travel rebounds globally, Amanpulo is expected to grow its number of guests. ATRAM will benefit from its digital initiatives and the improved investment climate. We look forward to the increased occupancy of the Enterprise Center as "in-office" work becomes the norm again.

The combined performances of Anscor's holdings will continue to enhance shareholder value. Our fundamentals are strong, sustainability is ingrained in operations and processes. We dealt decisively with the impact of the COVID-19 pandemic, caring first for employees, customers and the communities in the most trying times.

## **ACKNOWLEDGMENT**

On behalf of your Board of Directors, may I express our deepest appreciation for the continuing support of our stockholders, the patronage of our customers, and the loyalty and dedication of our employees.

# Financial Highlights

(In Million Pesos Except for Ratios and Per Share Data)

CONSOLIDATED FOR THE YEAR	2022	2021	2020
Revenues and net investment gains	13,624.7	11,354.1	6,883.7
Sale of goods	10,727.8	8,751.7	6,448.2
Gain on sale of noncurrent assets held for sale	2,208.8	—	—
Services	1,292.1	1,013.5	767.6
Dividend Income	295.3	399.4	259.1
Interest income	67.4	53.5	82.2
Equity in net earnings (loss) and impairment of loss on investments in associates	26.6	11.4	(598.0)
Gain on sale of fair value through other comprehensive income investments	0.8	0.5	1.1
Gain (loss) on increase (decrease) in market values of fair value through profit or loss investment	(994.1)	1,124.1	(76.5)
NET INCOME*	2,800.6	2,504.1	165.6
EARNINGS PER SHARE**	2.28	2.04	0.13

CONSOLIDATED AT YEAR-END	2022	2021	2020
Total Assets	25,138.2	23,625.0	21,602.3
Equity Attributable to Equity Holders of the Parent	21,961.7	20,460.6	18,695.6
Investment Portfolio	14,216.7	13,834.5	12,251.4
Current Ratio	9.94	9.64	10.03
Debt to Equity Ratio***	0.11	0.13	0.13
Book Value Per Share****	17.89	16.67	15.23

\* Attributable to equity holders of the Parent.

\*\* Based on weighted average number of shares of 1,227.6 million in 2022 and 2021, and 1,242.0 million in 2020.

\*\*\* Computed using the equity attributable to equity holders of the Parent.

\*\*\*\* Based on outstanding shares of 1,227.6 million as of December 31, 2022, 2021 and 2020.

# Five-Year Review

(In Million Pesos Except Per Share Data)

	2022	2021	2020	2019	2018
Net Income Attributable to Equity Holder of the Parent	2,800.6	2,504.1	165.6	1,843.6	808.4
Equity Attributable to Equity Holder of the Parent	21,961.7	20,460.6	18,695.6	19,943.1	18,575.9
Weighted Average Number of Shares Outstanding	1,227.6	1,227.6	1,242.0	1,208.0	1,215.5
Earnings Per Share*	2.28	2.04	0.13	1.53	0.67
Book Value Per Share**	17.89	16.67	15.23	15.95	15.33

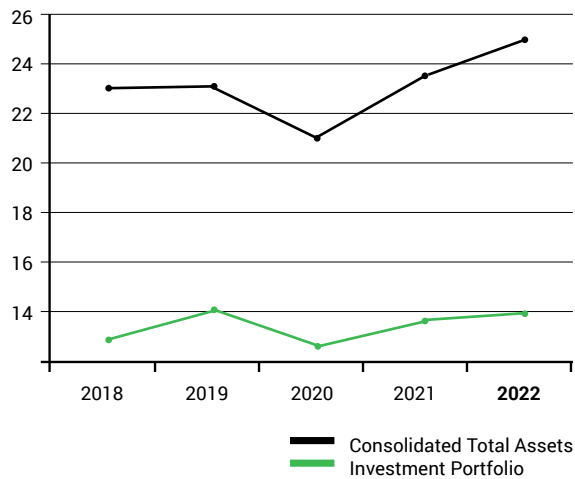
	2022	2021	2020	2019	2018
Revenues and Net Investment Gains	13,624.7	11,354.1	6,883.7	10,695.4	9,781.0
Total Assets	25,138.2	23,625.0	21,602.3	23,112.4	22,290.0
Investment Portfolio	14,216.7	13,834.5	12,251.4	14,289.3	13,253.7

\* Ratio of net income attributable to equity holders of the Parent to weighted average number of shares outstanding during the year.

\*\* Ratio of equity attributable to equity holders of the Parent to outstanding number of shares as of end-December.

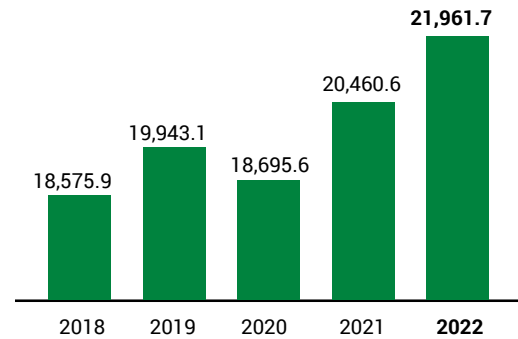
### CONSOLIDATED TOTAL ASSETS & INVESTMENT PORTFOLIO

(In Billion Pesos)



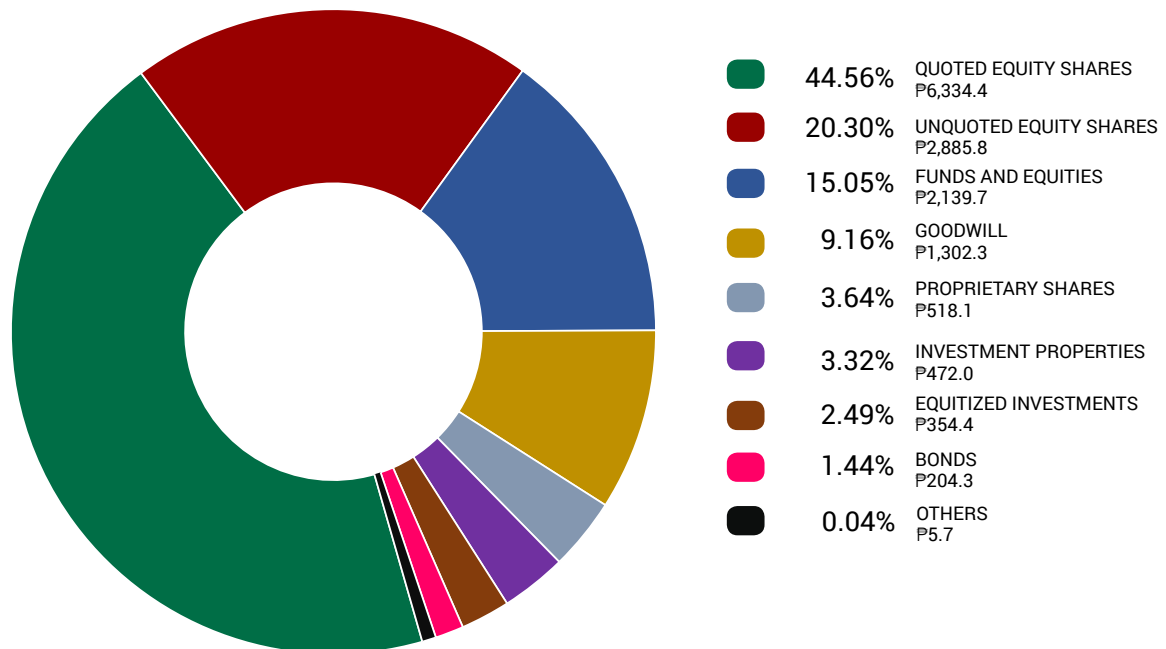
### EQUITY ATTRIBUTABLE TO EQUITY HOLDERS OF THE PARENT

(In Million Pesos)



### CONSOLIDATED INVESTMENT PORTFOLIO DECEMBER 31, 2022

(In Million Pesos)





## STATEMENT OF MANAGEMENT'S RESPONSIBILITY

The management of A. Soriano Corporation is responsible for the preparation and fair presentation of the consolidated financial statements including the schedules attached therein, for the years ended December 31, 2022, 2021 and 2020, in accordance with the prescribed financial reporting framework indicated therein, and for such internal control as management determines is necessary to enable the preparation of financial statements that are free from material misstatement, whether due to fraud or error.

In preparing the consolidated financial statements, management is responsible for assessing the Company's ability to continue as a going concern, disclosing as applicable matters related to going concern and using the going concern basis of accounting unless management either intends to liquidate the Company or to cease operations, or has no realistic alternative but to do so.

The Board of Directors is responsible for overseeing the Company's financial reporting process.

The Board of Directors reviews and approves the consolidated financial statements including the schedules attached therein, and submits the same to the stockholders or members.

SyCip Gorres Velayo & Co., the independent auditor appointed by the stockholders, has audited the consolidated financial statements of the Company in accordance with Philippine Standards on Auditing, and in its report to the stockholders or members, has expressed its opinion on the fairness of presentation upon completion of such audit.

**ANDRES SORIANO III**  
Chairman and  
Chief Executive Officer

**ERNEST K. CUYEGKENG**  
President and  
Chief Operating Officer

**NARCISA M. VILLAFLOR**  
Vice President - Comptroller  
and Treasurer

Signed this 1st day of March 2023

REPUBLIC OF THE PHILIPPINES)  
MAKATI CITY, METRO MANILA ) S.S.

SUBSCRIBED AND SWORN to before me this 1st day of March 2023, affiants exhibited to me the following:

NAME	PASSPORT NO.	DATE & PLACE ISSUED
Andres Soriano III	506368805	Jan. 14, 2015 to Jan 13, 2025/ U.S.
Ernest K. Cuyegkeng	P7236847A	May 19, 2018 to May 18, 2028/DFA NCR South
Narcisa M. Villaflor	P8592511A	Sept. 4, 2018 to Sept. 3, 2028 / DFA NCR West

Doc. No. 162;  
Page No. 34;  
Book No. I;  
Series of 2023.

**HILARY KAYE A. MERCADO**  
Appointment No. M-038  
Notary Public for Makati City  
Until December 31, 2024  
Liberty Center-Picazo Law  
104 H.V. Dela Costa Street, Makati City  
Roll of Attorney's No. 80733  
PTR No. 9573251/Makati City/01-07-2023  
IBP No. 260989/Rizal (RSM)/01-05-2023  
MCLE Exempted-Admitted to the bar in 2022



SyCip Gorres Velayo & Co.  
6760 Ayala Avenue  
1226 Makati City  
Philippines

Phone: (632) 8891 0307  
Fax: (632) 8819 0872  
ey.com/ph

The Board of Directors and Stockholders  
A. Soriano Corporation  
7th Floor, Pacific Star Building,  
Makati Avenue corner Gil Puyat Avenue Extension,  
Makati City

## Opinion

We have audited the consolidated financial statements of A. Soriano Corporation and its subsidiaries (the Group), which comprise the consolidated statements of financial position as at December 31, 2022 and 2021, and the consolidated statements of comprehensive income, consolidated statements of changes in equity and consolidated statements of cash flows for each of the three years in the period ended December 31, 2022, and notes to the consolidated financial statements, including a summary of significant accounting policies.

In our opinion, the accompanying consolidated financial statements present fairly, in all material respects, the consolidated financial position of the Group as at December 31, 2022 and 2021, and its consolidated financial performance and its consolidated cash flows for each of the three years in the period ended December 31, 2022 in accordance with Philippine Financial Reporting Standards (PFRSs).

## Basis for Opinion

We conducted our audits in accordance with Philippine Standards on Auditing (PSAs). Our responsibilities under those standards are further described in the *Auditor's Responsibilities for the Audit of the Consolidated Financial Statements* section of our report. We are independent of the Group in accordance with the Code of Ethics for Professional Accountants in the Philippines (Code of Ethics) together with the ethical requirements that are relevant to our audit of the consolidated financial statements in the Philippines, and we have fulfilled our other ethical responsibilities in accordance with these requirements and the Code of Ethics. We believe that the audit evidence we have obtained is sufficient and appropriate to provide a basis for our opinion.

## Key Audit Matters

Key audit matters are those matters that, in our professional judgment, were of most significance in our audit of the consolidated financial statements of the current period. These matters were addressed in the context of our audit of the consolidated financial statements as a whole, and in forming our opinion thereon, and we do not provide a separate opinion on these matters. For each matter below, our description of how our audit addressed the matter is provided in that context.

We have fulfilled the responsibilities described in the *Auditor's Responsibilities for the Audit of the Consolidated Financial Statements* section of our report, including in relation to these matters. Accordingly, our audit included the performance of procedures designed to respond to our assessment of the risks of material misstatement of the consolidated financial statements. The results of our audit procedures, including the procedures performed to address the matters below, provide the basis for our audit opinion on the accompanying consolidated financial statements.



### ***Recoverability of Goodwill***

The goodwill arising from the acquisitions of Phelps Dodge International Philippines, Inc. and Seven Seas Resorts and Leisure, Inc. amounted to ₱1,302.3 million as at December 31, 2022 and is considered significant to the consolidated financial statements. Under PFRSs, the Group is required to annually test the amount of goodwill for impairment. We considered the recoverability of goodwill as a key audit matter due to the materiality of the amount involved and the sensitivity of the estimated recoverable amount to management's assumptions and judgments. In assessing the recoverability of the Group's goodwill, management exercised significant judgments and used assumptions that are subject to higher level of estimation uncertainty, such as revenue growth rates, discount rates and long-term growth rates in estimating the value-in-use of these cash-generating units (CGUs).

The Group's disclosures on goodwill are included in Note 7 to the consolidated financial statements.

### ***Audit Response***

We obtained an understanding of the management's process for evaluating the impairment of goodwill. We compared the key assumptions used, such as growth rates against the historical performance of the CGUs. In testing the discount rates, we performed an independent testing of the determination of discount rates using market-based parameters. In addition, we reviewed the disclosures in the consolidated financial statements related to the key assumptions used and the sensitivity of the estimates to these key assumptions, particularly those to which the impairment test is most sensitive.

### ***Valuation of Unquoted Equity Instruments***

In accordance with PFRS 9, *Financial Instruments*, the Group classified its unquoted equity investments, with carrying value of ₱2,885.8 million as at December 31, 2022, as financial assets through profit or loss. We considered the valuation of these unquoted equity investments as a key audit matter because of the materiality of the amount involved, the significant judgments applied in selecting the valuation techniques and inputs that are not market observable, and the other significant assumptions used in estimating future cash flows from these unquoted equity investments.

The Group's disclosures about its equity investments are included in Note 9 to the consolidated financial statements.

### ***Audit Response***

We evaluated the valuation techniques and inputs and other assumptions used. These assumptions include discount rates, revenue growth rates and comparable companies. In testing the discount rates, we performed independent testing of the determination of discount rates using market-based parameters. For investments valued using the income approach, we compared the revenue growth rates to the historical performance of the investments and the industry/market outlook. For investments valued under the market approach, we assessed the comparable companies used in the valuation and confirmed factors such as additional funding of the investees that would warrant the change in market value of the investments. For private equity fund investments valued using the cost approach (adjusted net asset value method), we inspected the financial information of the investees and evaluated whether the financial information used reflect the fair values of the investee's assets and liabilities. In addition, we reviewed the disclosures in the consolidated financial statements related to the significant unobservable inputs to the fair value measurement.



## Other Information

Management is responsible for the other information. The other information comprises the information included in the SEC Form 20-IS (Definitive Information Statement), SEC Form 17-A and Annual Report for the year ended December 31, 2022, but does not include the consolidated financial statements and our auditor's report thereon. The SEC Form 20-IS (Definitive Information Statement), SEC Form 17-A and Annual Report for the year ended December 31, 2022 are expected to be made available to us after the date of this auditor's report.

Our opinion on the consolidated financial statements does not cover the other information and we will not express any form of assurance conclusion thereon.

In connection with our audits of the consolidated financial statements, our responsibility is to read the other information identified above when it becomes available and, in doing so, consider whether the other information is materially inconsistent with the consolidated financial statements or our knowledge obtained in the audits, or otherwise appears to be materially misstated.

## Responsibilities of Management and Those Charged with Governance for the Consolidated Financial Statements

Management is responsible for the preparation and fair presentation of the consolidated financial statements in accordance with PFRSs, and for such internal control as management determines is necessary to enable the preparation of consolidated financial statements that are free from material misstatement, whether due to fraud or error.

In preparing the consolidated financial statements, management is responsible for assessing the Group's ability to continue as a going concern, disclosing, as applicable, matters related to going concern and using the going concern basis of accounting unless management either intends to liquidate the Group or to cease operations, or has no realistic alternative but to do so.

Those charged with governance are responsible for overseeing the Group's financial reporting process.

## Auditor's Responsibilities for the Audit of the Consolidated Financial Statements

Our objectives are to obtain reasonable assurance about whether the consolidated financial statements as a whole are free from material misstatement, whether due to fraud or error, and to issue an auditor's report that includes our opinion. Reasonable assurance is a high level of assurance, but is not a guarantee that an audit conducted in accordance with PSAs will always detect a material misstatement when it exists. Misstatements can arise from fraud or error and are considered material if, individually or in the aggregate, they could reasonably be expected to influence the economic decisions of users taken on the basis of these consolidated financial statements.

As part of an audit in accordance with PSAs, we exercise professional judgment and maintain professional skepticism throughout the audit. We also:

- Identify and assess the risks of material misstatement of the consolidated financial statements, whether due to fraud or error, design and perform audit procedures responsive to those risks, and obtain audit evidence that is sufficient and appropriate to provide a basis for our opinion. The risk of not detecting a material misstatement resulting from fraud is higher than for one resulting from error, as fraud may involve collusion, forgery, intentional omissions, misrepresentations, or the override of internal control.
- Obtain an understanding of internal control relevant to the audit in order to design audit procedures that are appropriate in the circumstances, but not for the purpose of expressing an opinion on the effectiveness of the Group's internal control.
- Evaluate the appropriateness of accounting policies used and the reasonableness of accounting estimates and related disclosures made by management.
- Conclude on the appropriateness of management's use of the going concern basis of accounting and, based on the audit evidence obtained, whether a material uncertainty exists related to events or conditions that may cast significant doubt on the Group's ability to continue as a going concern. If we conclude that a material uncertainty exists, we are required to draw attention in our auditor's report to the related disclosures in the consolidated financial statements or, if such disclosures are inadequate, to modify our opinion. Our conclusions are based on the audit evidence obtained up to the date of our auditor's report. However, future events or conditions may cause the Group to cease to continue as a going concern.
- Evaluate the overall presentation, structure and content of the consolidated financial statements, including the disclosures, and whether the consolidated financial statements represent the underlying transactions and events in a manner that achieves fair presentation.
- Obtain sufficient appropriate audit evidence regarding the financial information of the entities or business activities within the Group to express an opinion on the consolidated financial statements. We are responsible for the direction, supervision and performance of the audit. We remain solely responsible for our audit opinion.

We communicate with those charged with governance regarding, among other matters, the planned scope and timing of the audit and significant audit findings, including any significant deficiencies in internal control that we identify during our audit.

We also provide those charged with governance with a statement that we have complied with relevant ethical requirements regarding independence, and to communicate with them all relationships and other matters that may reasonably be thought to bear on our independence, and where applicable, related safeguards.

From the matters communicated with those charged with governance, we determine those matters that were of most significance in the audit of the consolidated financial statements of the current period and are therefore the key audit matters. We describe these matters in our auditor's report unless law or regulation precludes public disclosure about the matter or when, in extremely rare circumstances, we determine that a matter should not be communicated in our report because the adverse consequences of doing so would reasonably be expected to outweigh the public interest benefits of such communication.

The engagement partner on the audit resulting in this independent auditor's report is Dhonabee B. Señeres.

**SYCIP GORRES VELAYO & CO.**



**Dhonabee B. Señeres**

Partner

CPA Certificate No. 97133

Tax Identification No. 201-959-816

BOA/PRC Reg. No. 0001, August 25, 2021, valid until April 15, 2024

SEC Accreditation No. 97133-SEC (Group A)

Valid to cover audit 2021 to 2025 financial statements of SEC covered institutions

SEC Firm Accreditation No. 0001-SEC (Group A)

Valid to cover audit 2021 to 2025 financial statements of SEC covered institutions

BIR Accreditation No. 08-001998-098-2020, November 27, 2020, valid until November 26, 2023

PTR No. 9564699, January 3, 2023, Makati City

March 1, 2023

## Consolidated Statements of Financial Position

	December 31	
	2022	2021
<b>ASSETS</b>		
<b>Current Assets</b>		
Cash and cash equivalents (Note 8)	₱ 2,948,401,655	₱ 2,729,230,396
Fair value through profit or loss (FVPL) investments (Note 9)	12,046,804,002	11,677,813,985
Receivables (Note 10)	2,240,424,459	1,813,420,607
Inventories (Note 11)	1,695,039,141	1,625,125,201
Prepayments	190,812,484	44,807,611
Other current assets	218,264,039	203,343,107
<b>Total Current Assets</b>	<b>19,339,745,780</b>	<b>18,093,740,907</b>
<b>Noncurrent Assets</b>		
Fair value through other comprehensive income (FVOCI) investments (Note 12)	41,453,401	46,396,340
Notes receivable (Note 27)	245,854,878	297,608,131
Investments and advances (Note 13)	357,031,299	329,433,282
Goodwill (Note 7)	1,302,276,264	1,302,276,264
Property and equipment (Notes 14 and 19)	2,705,108,750	2,544,386,610
Investment properties (Note 15)	472,052,732	480,124,965
Retirement plan asset - net (Note 24)	122,351,083	147,141,624
Deferred income tax assets - net (Note 25)	114,115,228	111,523,102
Right-of-use assets (Note 30)	17,419,789	13,186,541
Deposits to suppliers (Note 30)	296,417,399	136,316,998
Other noncurrent assets (Notes 16 and 30)	124,408,616	122,839,566
<b>Total Noncurrent Assets</b>	<b>5,798,489,439</b>	<b>5,531,233,423</b>
<b>TOTAL ASSETS</b>	<b>₱ 25,138,235,219</b>	<b>₱ 23,624,974,330</b>
<b>LIABILITIES AND EQUITY</b>		
<b>Current Liabilities</b>		
Notes payable (Note 17)	₱ —	₱ 23,166,200
Accounts payable and accrued expenses (Note 18)	1,343,101,690	1,110,782,433
Current portion of lease liabilities (Note 30)	10,133,770	9,810,744
Dividends payable (Note 20)	501,959,779	519,529,172
Income tax payable	90,712,935	138,913,467
Current portion of long-term debt (Note 19)	—	75,714,286
<b>Total Current Liabilities</b>	<b>1,945,908,174</b>	<b>1,877,916,302</b>

(Forward)

## Consolidated Statements of Financial Position

	December 31	
	2022	2021
<b>Noncurrent Liabilities</b>		
Lease liabilities - net of current portion (Note 30)	₱ 9,082,542	₱ 6,789,705
Deferred income tax liabilities - net (Note 25)	417,846,430	521,283,828
Retirement benefits payable - net (Note 24)	39,931,355	48,147,054
Other noncurrent liabilities (Notes 16 and 30)	111,736,509	113,730,977
<b>Total Noncurrent Liabilities</b>	<b>578,596,836</b>	689,951,564
<b>Total Liabilities</b>	<b>2,524,505,010</b>	2,567,867,866
<b>Equity Attributable to Equity Holders of the Parent (Note 20)</b>		
Capital stock	2,505,000,000	2,505,000,000
Additional paid-in capital	1,859,383,287	1,859,383,287
Cumulative translation adjustment	179,017,188	226,174,184
Net unrealized valuation gains (loss) on FVOCI investments (Note 12)	(3,183,933)	273,449
Remeasurement gain on retirement benefits (Note 24)	54,423,304	75,656,172
Retained earnings (Note 20):		
Appropriated	7,150,000,000	7,150,000,000
Unappropriated	12,872,294,566	11,299,307,145
Cost of shares held by a subsidiary (1,272,429,761 shares in 2022 and 2021) (Note 20)	(2,655,215,372)	(2,655,215,372)
	<b>21,961,719,040</b>	20,460,578,865
<b>Noncontrolling Interests (Note 3)</b>	<b>652,011,169</b>	596,527,599
<b>Total Equity</b>	<b>22,613,730,209</b>	21,057,106,464
<b>TOTAL LIABILITIES AND EQUITY</b>	<b>₱ 25,138,235,219</b>	₱ 23,624,974,330

See accompanying Notes to Consolidated Financial Statements.

## Consolidated Statements of Comprehensive Income

	Years Ended December 31		
	2022	2021	2020
<b>REVENUES</b>			
Sale of goods - net (Note 5)	₱ 10,727,755,227	₱ 8,751,666,475	₱ 6,448,195,660
Services (Notes 5 and 30)	1,292,106,914	1,013,453,849	767,569,969
Dividend income (Note 9)	295,306,868	399,429,444	259,109,001
Interest income (Notes 8, 9, 12, 23 and 27)	67,461,869	53,534,090	82,203,823
	<b>12,382,630,878</b>	<b>10,218,083,858</b>	<b>7,557,078,453</b>
<b>INVESTMENT GAINS (LOSSES)</b>			
Gain on sale of noncurrent assets held for sale (Note 13)	2,208,757,397	—	—
Gain (loss) on increase (decrease) in market values of FVPL investments - net (Notes 9 and 29)	(994,108,320)	1,124,061,312	(76,521,488)
Gain on sale of FVOCI investments - net (Note 12)	764,165	532,067	1,150,196
	<b>1,215,413,242</b>	<b>1,124,593,379</b>	<b>(75,371,292)</b>
<b>EQUITY IN NET EARNINGS (LOSSES)</b>			
ON INVESTMENTS IN ASSOCIATES (Note 13)	26,639,523	11,409,604	(598,006,474)
<b>TOTAL</b>	<b>13,624,683,643</b>	<b>11,354,086,841</b>	<b>6,883,700,687</b>
Cost of goods sold (Note 21)	(9,048,418,434)	(7,071,619,957)	(5,023,688,235)
Cost of services rendered (Note 21)	(404,526,169)	(347,923,582)	(268,702,449)
Operating expenses (Note 21)	(1,373,857,309)	(1,091,980,471)	(1,051,650,414)
Interest expense (Notes 17, 19, 23 and 30)	(4,687,677)	(10,259,686)	(24,411,138)
Foreign exchange gain (loss) - net	282,751,590	139,150,079	(106,404,104)
Other income (charges) - net (Notes 23 and 30)	22,251,511	(53,708,290)	51,200,190
<b>INCOME BEFORE INCOME TAX</b>	<b>3,098,197,155</b>	<b>2,917,744,934</b>	<b>460,044,537</b>
<b>PROVISION FOR INCOME TAX</b> (Note 25)	<b>242,155,199</b>	<b>380,152,014</b>	<b>291,319,541</b>
<b>NET INCOME</b>	<b>2,856,041,956</b>	<b>2,537,592,920</b>	<b>168,724,996</b>
<b>OTHER COMPREHENSIVE LOSS</b>			
Other comprehensive loss to be reclassified to profit or loss in subsequent periods:			
Unrealized valuation losses on FVOCI investments (Note 12)	(3,845,678)	(2,705,833)	(7,732,576)
Income tax effect	961,420	856,583	2,319,773
	<b>(2,884,258)</b>	<b>(1,849,250)</b>	<b>(5,412,803)</b>

(Forward)

## Consolidated Statements of Comprehensive Income

	Years Ended December 31		
	2022	2021	2020
Realized gains on FVOCI investments recognized in the consolidated profit or loss (Note 12)	(P 764,165)	(P 532,067)	(P 1,150,196)
Income tax effect	191,041	133,017	345,059
	(573,124)	(399,050)	(805,137)
	(3,457,382)	(2,248,300)	(6,217,940)
Cumulative translation adjustment	(47,156,996)	126,913,660	(173,987,557)
	(50,614,378)	124,665,360	(180,205,497)
Other comprehensive income (loss) not to be reclassified to profit or loss in subsequent periods:			
Remeasurement gain (loss) on retirement benefits (Note 24)	(27,918,980)	65,259,567	(13,097,687)
Income tax effect	6,686,112	(13,323,808)	3,550,622
	(21,232,868)	51,935,759	(9,547,065)
<b>OTHER COMPREHENSIVE INCOME (LOSS)</b>	<b>(71,847,246)</b>	<b>176,601,119</b>	<b>(189,752,562)</b>
<b>TOTAL COMPREHENSIVE INCOME (LOSS)</b>	<b>P 2,784,194,710</b>	<b>P 2,714,194,039</b>	<b>(P 21,027,566)</b>
<b>Net Income Attributable to:</b>			
Equity holders of the Parent	P 2,800,557,660	P 2,504,080,376	P 165,646,806
Noncontrolling interests	55,484,296	33,512,544	3,078,190
	P 2,856,041,956	P 2,537,592,920	P 168,724,996
<b>Total Comprehensive Income (Loss)</b>			
Attributable to:			
Equity holders of the Parent	P 2,728,710,414	P 2,680,681,495	(P 24,105,756)
Noncontrolling interests	55,484,296	33,512,544	3,078,190
	P 2,784,194,710	P 2,714,194,039	(P 21,027,566)
<b>Earnings Per Share</b>			
Basic/diluted, for net income attributable to equity holders of the Parent (Note 26)	P 2.28	P 2.04	P 0.13
Basic/diluted, for total comprehensive income (loss) attributable to equity holders of the Parent (Note 26)	P 2.22	P 2.18	(P 0.02)

See accompanying Notes to Consolidated Financial Statements.

## Consolidated Statements of Changes in Equity

	Equity Attributable to Equity Holders of the Parent (Note 20)				
	Capital Stock	Cumulative Additional Paid-in Capital	Unrealized Valuation Gains (Losses) on FVOCI Translation Adjustment	Investments (Note 12)	Remeasurement on Retirement Benefits (Note 24)
<b>BALANCES AT DECEMBER 31, 2019</b>	P 2,500,000,000	P 1,859,383,287	P 273,248,081	P 8,739,689	P 33,267,478
Net income	—	—	—	—	—
Other comprehensive income (loss)	—	—	(173,987,557)	(6,217,940)	(9,547,065)
Total comprehensive income (loss) for the year	—	—	(173,987,557)	(6,217,940)	(9,547,065)
Cash dividends - net of dividends on common shares held by a subsidiary amounting to P937.4 million (Note 20)	—	—	—	—	—
Shares repurchased during the year (Note 20)	—	—	—	—	—
Movement in noncontrolling interests	—	—	—	—	—
<b>BALANCES AT DECEMBER 31, 2020</b>	<b>2,500,000,000</b>	<b>1,859,383,287</b>	<b>99,260,524</b>	<b>2,521,749</b>	<b>23,720,413</b>
Net income	—	—	—	—	—
Other comprehensive income (loss)	—	—	126,913,660	(2,248,300)	51,935,759
Total comprehensive income (loss) for the year	—	—	126,913,660	(2,248,300)	51,935,759
Issuance of preferred shares	5,000,000	—	—	—	—
Cash dividends - net of dividends on common shares held by a subsidiary amounting to P954.3 million (Note 20)	—	—	—	—	—
Movement in noncontrolling interests	—	—	—	—	—
<b>BALANCES AT DECEMBER 31, 2021</b>	<b>2,505,000,000</b>	<b>1,859,383,287</b>	<b>226,174,184</b>	<b>273,449</b>	<b>75,656,172</b>
Net income	—	—	—	—	—
Other comprehensive income (loss)	—	—	(47,156,996)	(3,457,382)	(21,232,868)
Total comprehensive income (loss) for the year	—	—	(47,156,996)	(3,457,382)	(21,232,868)
Cash dividends - net of dividends on common shares held by a subsidiary amounting to P1,272.4 million (Note 20)	—	—	—	—	—
Movement in noncontrolling interests	—	—	—	—	—
<b>BALANCES AT DECEMBER 31, 2022</b>	<b>P 2,505,000,000</b>	<b>P 1,859,383,287</b>	<b>P 179,017,188</b>	<b>(P 3,183,933)</b>	<b>P 54,423,304</b>

See accompanying Notes to Consolidated Financial Statements.



## Consolidated Statements of Changes in Equity

Equity Attributable to Equity Holders of the Parent (Note 20)								
	Subtotal*	Retained Earnings		Cost of Shares Held by a Subsidiary	Total	Noncontrolling Interests	Total	
		Appropriated	Unappropriated					
<b>BALANCES AT DECEMBER 31, 2019</b>	<b>P 4,674,638,535</b>	<b>P 7,150,000,000</b>	<b>P 10,487,853,458</b>	<b>(P 2,369,372,182)</b>	<b>P 19,943,119,811</b>	<b>P 561,737,834</b>	<b>P 20,504,857,645</b>	
Net income	—	—	165,646,806	—	165,646,806	3,078,190	168,724,996	
Other comprehensive income (loss)	(189,752,562)	—	—	—	(189,752,562)	—	(189,752,562)	
Total comprehensive income (loss)	(189,752,562)	—	165,646,806	—	(24,105,756)	3,078,190	(21,027,566)	
Cash dividends - net of dividends on common shares held by a subsidiary amounting to P937.4 million (Note 20)	—	—	(937,595,814)	—	(937,595,814)	—	(937,595,814)	
Shares repurchased during the year (Note 20)	—	—	—	(285,843,190)	(285,843,190)	—	(285,843,190)	
Movement in noncontrolling interests	—	—	—	—	—	(541)	(541)	
<b>BALANCES AT DECEMBER 31, 2020</b>	<b>4,484,885,973</b>	<b>7,150,000,000</b>	<b>9,715,904,450</b>	<b>(2,655,215,372)</b>	<b>18,695,575,051</b>	<b>564,815,483</b>	<b>19,260,390,534</b>	
Net income	—	—	2,504,080,376	—	2,504,080,376	33,512,544	2,537,592,920	
Other comprehensive income (loss)	176,601,119	—	—	—	176,601,119	—	176,601,119	
Total comprehensive income (loss)	176,601,119	—	2,504,080,376	—	2,680,681,495	33,512,544	2,714,194,039	
Issuance of preferred shares	5,000,000	—	—	—	5,000,000	—	5,000,000	
Cash dividends - net of dividends on common shares held by a subsidiary amounting to P954.3 million (Note 20)	—	—	(920,677,681)	—	(920,677,681)	—	(920,677,681)	
Movement in noncontrolling interests	—	—	—	—	—	(1,800,428)	(1,800,428)	
<b>BALANCES AT DECEMBER 31, 2021</b>	<b>4,666,487,092</b>	<b>7,150,000,000</b>	<b>11,299,307,145</b>	<b>(2,655,215,372)</b>	<b>20,460,578,865</b>	<b>596,527,599</b>	<b>21,057,106,464</b>	
Net income	—	—	2,800,557,660	—	2,800,557,660	55,484,296	2,856,041,956	
Other comprehensive income (loss)	(71,847,246)	—	—	—	(71,847,246)	—	(71,847,246)	
Total comprehensive income (loss)	(71,847,246)	—	2,800,557,660	—	2,728,710,414	55,484,296	2,784,194,710	
Cash dividends - net of dividends on common shares held by a subsidiary amounting to P1,272.4 million (Note 20)	—	—	(1,227,570,239)	—	(1,227,570,239)	—	(1,227,570,239)	
Movement in noncontrolling interests	—	—	—	—	—	(726)	(726)	
<b>BALANCES AT DECEMBER 31, 2022</b>	<b>P 4,594,639,846</b>	<b>P 7,150,000,000</b>	<b>P 12,872,294,566</b>	<b>(P 2,655,215,372)</b>	<b>P 21,961,719,040</b>	<b>P 652,011,169</b>	<b>P 22,613,730,209</b>	

See accompanying Notes to Consolidated Financial Statements.

\* Subtotal for the numbers of the five columns appearing on page 22.

## Consolidated Statements of Cash Flows

	Years Ended December 31		
	2022	2021	2020
<b>CASH FLOWS FROM OPERATING ACTIVITIES</b>			
Income before income tax	₱ 3,098,197,155	₱ 2,917,744,934	₱ 460,044,537
Adjustments for:			
Loss (gain) on sale/disposal of:			
Noncurrent asset held for sale (Note 13)	(2,208,757,397)	—	—
FVOCI investments (Note 12)	(764,165)	(532,067)	(1,150,196)
Property and equipment	69,643	(129,464)	—
Dividend income (Note 9)	(295,306,868)	(399,429,444)	(259,109,001)
Unrealized foreign exchange losses (gains) - net	(122,004,309)	(98,948,706)	60,354,216
Interest income (Note 23)	(67,461,869)	(53,534,090)	(82,203,823)
Equity in net losses (earnings) and impairment loss on investments in associates (Note 13)	(26,639,523)	(11,409,604)	598,006,474
Loss (gain) on decrease (increase) in market values of FVPL investments - net (Note 9)	994,108,320	(1,124,061,312)	76,521,488
Depreciation and amortization (Note 21)	324,387,794	302,595,454	292,174,080
Retirement benefit costs (Note 24)	14,690,747	23,169,533	18,123,185
Interest expense (Note 23)	4,687,677	10,259,686	24,411,138
Impairment losses, net of recoveries (Note 23)	825,054	54,543,952	64,920,658
Gain on rent concession (Note 23)	—	—	(3,917,535)
Operating income before working capital changes	1,716,032,259	1,620,268,872	1,248,175,221
Decrease (increase) in:			
FVPL investments	(1,212,179,031)	(431,799,766)	896,473,599
Receivables	(473,640,997)	(99,723,528)	133,664,944
Inventories	(69,913,940)	(572,539,264)	(148,158,417)
Prepayments and other current assets	(160,925,805)	(10,492,160)	8,085,481
Increase (decrease) in accounts payable and accrued expenses	400,843,702	(40,807,883)	(141,197,705)
Cash generated from operations	200,216,188	464,906,271	1,997,043,123
Income taxes paid	(388,546,682)	(382,738,499)	(324,280,247)
Dividends received	317,558,427	404,680,797	237,686,696
Interest received	91,022,401	56,714,726	77,902,962
Interest paid	(2,308,186)	(8,368,724)	(21,699,183)
Retirement benefit contribution (Note 24)	(26,034,885)	(22,187,256)	(13,719,373)
Net cash flows from operating activities	191,907,263	513,007,315	1,952,933,978

(Forward)

## Consolidated Statements of Cash Flows

	Years Ended December 31		
	2022	2021	2020
<b>CASH FLOWS FROM INVESTING ACTIVITIES</b>			
Proceeds from sale of:			
FVOCI investments (Note 12)	₱ 31,323,320	₱ 147,576,210	₱ 284,642,953
Noncurrent asset held-for-sale (Note 13)	1,974,595,600	—	—
Property and equipment (Note 14)	2,862,322	129,464	—
Additions to:			
FVOCI investments (Note 12)	(26,887,859)	(78,986,314)	(60,860,417)
Property and equipment (Notes 14 and 33)	(656,264,596)	(144,240,885)	(186,285,160)
Investment properties (Note 15)	(6,607,518)	(3,914,394)	—
Decrease on investments at equity (Note 13)	234,161,796	—	—
Collection from (advances to) affiliates (Notes 13 and 27)	(958,492)	57,197,246	91,061,736
Decrease (increase) in other noncurrent assets	(167,166,152)	(71,364,670)	40,824,382
Net cash flows from (used in) investing activities	1,385,058,421	(93,603,343)	169,383,494
<b>CASH FLOWS FROM FINANCING ACTIVITIES</b>			
Payments of (Note 31):			
Dividends (Note 20)	(1,189,139,632)	(725,217,672)	(813,500,482)
Long-term debt (Note 19)	(75,714,286)	(151,428,571)	(275,719,246)
Notes payable (Note 17)	(23,166,200)	—	(5,000,000)
Lease liabilities (Note 30)	(17,416,249)	(9,421,290)	(12,038,287)
Advances from affiliates (Note 13)	25,719,337	99,760,513	30,705,903
Company shares purchased by a subsidiary (Note 20)	—	—	(285,843,190)
Proceeds from availment of notes payable (Notes 17, 31 and 33)	—	—	28,166,200
Net cash flows used in financing activities	(1,279,717,030)	(786,307,020)	(1,333,229,102)
<b>NET INCREASE (DECREASE) IN CASH AND CASH EQUIVALENTS</b>	297,248,654	(366,903,048)	789,088,370
<b>EFFECT OF EXCHANGE RATE CHANGES ON CASH AND CASH EQUIVALENTS</b>	(78,077,395)	4,174,099	(6,007,280)
<b>CASH AND CASH EQUIVALENTS AT BEGINNING OF YEAR</b>	2,729,230,396	3,091,959,345	2,308,878,255
<b>CASH AND CASH EQUIVALENTS AT END OF YEAR (Note 8)</b>	₱ 2,948,401,655	₱ 2,729,230,396	₱ 3,091,959,345

See accompanying Notes to Consolidated Financial Statements.

## Notes to Consolidated Financial Statements

### 1. Corporate Information and Authorization for Issuance of the Consolidated Financial Statements

#### Corporate Information

A. Soriano Corporation (Anscor or the Company) was registered with the Philippine Securities and Exchange Commission (SEC) on February 13, 1930 to, among others, act as agent or representative of corporations, partnerships or individuals whether residing here or abroad; to buy, retain, possess shares of stock, franchises, patents of any person or entity and to issue shares of stock, bonds or other obligations for the payment of articles or properties acquired by the Company; and to buy or acquire all or part of the property, assets, business and clientele of any person, corporation or partnership, managing the properties or businesses so purchased or acquired and exercising all the powers necessary and convenient for the management and development of the said properties or businesses.

The Company is a corporation incorporated and domiciled in the Philippines whose shares are publicly traded.

The registered office address of the Company is at 7th Floor, Pacific Star Building, Makati Avenue corner Gil Puyat Avenue Extension, Makati City, Philippines.

#### Authorization for Issuance of the Consolidated Financial Statements

The consolidated financial statements of the Company and its subsidiaries (collectively referred to as the "Group") as at December 31, 2022 and 2021 and for each of the three years in the period ended December 31, 2022 were authorized for issue by the Board of Directors (BOD) on March 1, 2023.

### 2. Basis of Preparation and Changes in Accounting Policies and Disclosures

#### Basis of Preparation

The consolidated financial statements have been prepared on a historical cost basis, except for debt and equity securities that have been measured at fair value. The consolidated financial statements are presented in Philippine pesos (Peso), which is the Company's functional and presentation currency. Amounts are presented to the nearest Peso unless otherwise stated.

#### Statement of Compliance

The consolidated financial statements of the Group have been prepared in accordance with Philippine Financial Reporting Standards (PFRSs).

#### Changes in Accounting Policies

The accounting policies adopted are consistent with those of the previous financial year, except that the Group has adopted the following new accounting pronouncements starting January 1, 2022. The Group has not early adopted any standard, interpretation or amendment that has been issued but is not yet effective.

Adoption of these new standards did not have an impact on the consolidated financial statements of the Group.

- Amendments to PFRS 3, *Reference to the Conceptual Framework*

The amendments are intended to replace a reference to the Framework for the Preparation and Presentation of Financial Statements, issued in 1989, with a reference to the Conceptual Framework for Financial Reporting issued in March 2018 without significantly changing its requirements. The amendments added an exception to the recognition principle of PFRS 3, *Business Combinations* to avoid the issue of potential 'day 2' gains or losses arising for liabilities and contingent liabilities that would be within the scope of PAS 37, *Provisions, Contingent Liabilities and Contingent Assets* or Philippine-IFRIC 21, *Levies*, if incurred separately.

At the same time, the amendments add a new paragraph to PFRS 3 to clarify that contingent assets do not qualify for recognition at the acquisition date.

- Amendments to PAS 16, *Property, Plant and Equipment: Proceeds before Intended Use*

The amendments prohibit entities deducting from the cost of an item of property, plant and equipment, any proceeds from selling items produced while bringing that asset to the location and condition necessary for it to be capable of operating in the manner intended by management. Instead, an entity recognizes the proceeds from selling such items, and the costs of producing those items, in profit or loss.

- Amendments to PAS 37, *Onerous Contracts – Costs of Fulfilling a Contract*

The amendments specify which costs an entity needs to include when assessing whether a contract is onerous or loss-making. The amendments apply a “directly related cost approach”. The costs that relate directly to a contract to provide goods or services include both incremental costs and an allocation of costs directly related to contract activities. General and administrative costs do not relate directly to a contract and are excluded unless they are explicitly chargeable to the counterparty under the contract.

- Annual Improvements to PFRSs 2018-2020 Cycle

- o Amendments to PFRS 1, *First-time Adoption of Philippines Financial Reporting Standards, Subsidiary as a first-time adopter*

The amendment permits a subsidiary that elects to apply paragraph D16(a) of PFRS 1 to measure cumulative translation differences using the amounts reported in the parent’s consolidated financial statements, based on the parent’s date of transition to PFRS, if no adjustments were made for consolidation procedures and for the effects of the business combination in which the parent acquired the subsidiary. This amendment is also applied to an associate or joint venture that elects to apply paragraph D16(a) of PFRS 1.

- o Amendments to PFRS 9, *Financial Instruments, Fees in the ‘10 per cent’ test for derecognition of financial liabilities*

The amendment clarifies the fees that an entity includes when assessing whether the terms of a new or modified financial liability are substantially different from the terms of the original financial liability. These fees include only those paid or received between the borrower and the lender, including fees paid or received by either the borrower or lender on the other’s behalf.

#### Standards Issued but not yet Effective

Pronouncements issued but not yet effective are listed below. The Group does not expect that the future adoption of the said pronouncements will have a significant impact on its consolidated financial statements. The Group intends to adopt the following pronouncements when they become effective.

*Effective beginning on or after January 1, 2023*

- Amendments to PAS 1 and PFRS Practice Statement 2, *Disclosure of Accounting Policies*

The amendments provide guidance and examples to help entities apply materiality judgements to accounting policy disclosures. The amendments aim to help entities provide accounting policy disclosures that are more useful by:

- o Replacing the requirement for entities to disclose their 'significant' accounting policies with a requirement to disclose their 'material' accounting policies, and
- o Adding guidance on how entities apply the concept of materiality in making decisions about accounting policy disclosures

The amendments to the Practice Statement provide non-mandatory guidance. Meanwhile, the amendments to PAS 1 are effective for annual periods beginning on or after January 1, 2023. Early application is permitted as long as this fact is disclosed.

- Amendments to PAS 8, *Definition of Accounting Estimates*

The amendments introduce a new definition of accounting estimates and clarify the distinction between changes in accounting estimates and changes in accounting policies and the correction of errors. Also, the amendments clarify that the effects on an accounting estimate of a change in an input or a change in a measurement technique are changes in accounting estimates if they do not result from the correction of prior period errors.

An entity applies the amendments to changes in accounting policies and changes in accounting estimates that occur on or after January 1, 2023 with earlier adoption permitted. The amendments are not expected to have a material impact on the Group.

- Amendments to PAS 12, *Deferred Tax related to Assets and Liabilities arising from a Single Transaction*

The amendments narrow the scope of the initial recognition exception under PAS 12, so that it no longer applies to transactions that give rise to equal taxable and deductible temporary differences.

The amendments also clarify that where payments that settle a liability are deductible for tax purposes, it is a matter of judgement (having considered the applicable tax law) whether such deductions are attributable for tax purposes to the liability recognized in the financial statements (and interest expense) or to the related asset component (and interest expense).

An entity applies the amendments to transactions that occur on or after the beginning of the earliest comparative period presented for annual reporting periods on or after January 1, 2023.

*Effective beginning on or after January 1, 2024*

- Amendments to PAS 1, *Classification of Liabilities as Current or Non-current*

The amendments clarify:

- o That only covenants with which an entity must comply on or before reporting date will affect a liability's classification as current or non-current.

- o That classification is unaffected by the likelihood that an entity will exercise its deferral right.
- o That only if an embedded derivative in a convertible liability is itself an equity instrument would the terms of a liability not impact its classification.

The amendments are effective for annual reporting periods beginning on or after January 1, 2024 and must be applied retrospectively.

- Amendments to PFRS 16, *Lease Liability in a Sale and Leaseback*

The amendments specify how a seller-lessee measures the lease liability arising in a sale and leaseback transaction in a way that it does not recognize any amount of the gain or loss that relates to the right of use retained.

The amendments are effective for annual reporting periods beginning on or after January 1, 2024 and must be applied retrospectively. Earlier adoption is permitted and that fact must be disclosed.

*Effective beginning on or after January 1, 2025*

- PFRS 17, *Insurance Contracts*

PFRS 17 is a comprehensive new accounting standard for insurance contracts covering recognition and measurement, presentation and disclosure. Once effective, PFRS 17 will replace PFRS 4, *Insurance Contracts*. This new standard on insurance contracts applies to all types of insurance contracts (i.e., life, non-life, direct insurance and re-insurance), regardless of the type of entities that issue them, as well as to certain guarantees and financial instruments with discretionary participation features. A few scope exceptions will apply.

PFRS 17 which is not expected to apply to the Group, is effective for reporting periods beginning on or after January 1, 2025, with comparative figures required. Early application is permitted.

*Deferred effectivity*

- Amendments to PFRS 10, Consolidated Financial Statements, and PAS 28, *Sale or Contribution of Assets between an Investor and its Associate or Joint Venture*

The amendments address the conflict between PFRS 10 and PAS 28 in dealing with the loss of control of a subsidiary that is sold or contributed to an associate or joint venture. The amendments clarify that a full gain or loss is recognized when a transfer to an associate or joint venture involves a business as defined in PFRS 3. Any gain or loss resulting from the sale or contribution of assets that does not constitute a business, however, is recognized only to the extent of unrelated investors' interests in the associate or joint venture.

On January 13, 2016, the Financial and Sustainability Reporting Standards Council deferred the original effective date of January 1, 2016 of the said amendments until the IASB completes its broader review of the research project on equity accounting that may result in the simplification of accounting for such transactions and of other aspects of accounting for associates and joint ventures.

### 3. Basis of Consolidation and Summary of Significant Accounting and Financial Reporting Policies

#### **Basis of Consolidation**

The consolidated financial statements of the Group comprise the financial statements of the Company and the following subsidiaries as at December 31:

	Nature of Business	Percentage of Ownership		
		2022	2021	2020
A. Soriano Air Corporation (ASAC, Note 30)	Services/Rental	100	100	100
Pamalican Island Holdings, Inc. (PIHI)	Investment Holding	62	62	62
Island Aviation, Inc. (IAI, Note 30)	Air Transport	62	62	62
Anscor Consolidated Corporation (Anscorcon)	Investment Holding	100	100	100
Anscor Holdings, Inc. (AHI, Note 30)	Real Estate Holding	100	100	100
Akapulko Holdings, Inc.	Real Estate Holding	100	100	100
Lakeroad Corporation	Real Estate Holding	100	100	100
Mainroad Corporation	Real Estate Holding	100	100	100
Makatwiran Holdings, Inc.	Real Estate Holding	100	100	100
Makisig Holdings, Inc.	Real Estate Holding	100	100	100
Malikhain Holdings, Inc.	Real Estate Holding	100	100	100
Mountainridge Corporation	Real Estate Holding	100	100	100
Rollingview Corporation	Real Estate Holding	100	100	100
Timbercrest Corporation	Real Estate Holding	100	100	100
Anscor International, Inc. (AI, Note 13)	Investment Holding	100	100	100
IQ Healthcare Investments Limited (IQHIL)	Holding	100	100	100
IQ Healthcare Professional Connection, LLC (IQHPC) (inactive)	Manpower Services	93	93	93
Phelps Dodge International Philippines, Inc. (PDIPI, Notes 7 and 30)	Investment Holding	100	100	100
Minuet Realty Corporation (Minuet, Note 7)	Landholding	100	100	100
Phelps Dodge Philippines Energy Products Corporation (PDP Energy, Notes 7 and 30)	Wire Manufacturing	100	100	100
PD Energy International Corporation (PDEIC, Note 7)	Wire Manufacturing	100	100	100

(Forward)



	Nature of Business	Percentage of Ownership		
		2022	2021	2020
Summerside Corp. (Summerside)*	Investment Holding	100	100	40
Sutton Place Holdings, Inc. (Sutton)	Investment Holding	100	100	100
AFC Agribusiness Corporation (AAC, Note 15)	Real Estate Holding	81	81	81
Seven Seas Resorts and Leisure, Inc. (SSRLI, Notes 7 and 30)	Villa Project Development	62	62	62
Pamalican Resort, Inc. (PRI, Notes 7 and 30)	Resort Operations	62	62	62
Pamalican Utilities, Inc. (PUI)**	Utility Company	62	—	—

\*In September 2021, the Group purchased shares of Summerside representing 60% equity interest. Accordingly, Summerside became a wholly-owned subsidiary of the Company as of December 31, 2021. As at December 31, 2020, the Group has 100% beneficial ownership over Summerside.

\*\* In August 2022, PUI was established through subscription of SSRLI to its share.

Except for AI and its subsidiaries, all the companies above are based in the Philippines. The principal business location of AI and IQHIL is in the British Virgin Islands (BVI), while IQHPC is based in the United States of America (USA).

#### Material Partly-Owned Subsidiaries (SSRLI, PRI and PUI)

Set out below are the summarized financial information of entities that have noncontrolling interest (NCI) that is material to the Group. The amounts disclosed are based on those included in the financial statements before intercompany eliminations.

Significant details of the statements of financial position and statements of comprehensive income of SSRLI and PRI are presented below as at and for the years ended December 31 (in millions):

	2022	2021
<b>Statements of Financial Position:</b>		
Current assets	P 1,114.3	P 866.4
Noncurrent assets	849.9	1,043.9
Current liabilities	544.4	481.1
Noncurrent liabilities	111.7	115.8
Equity	1,308.1	1,313.5
Equity attributable to NCI	493.1	495.2
	<b>2022</b>	<b>2021</b>
<b>Statements of Comprehensive Income:</b>		
Revenue	P 1,094.0	P 838.5
Income before tax	179.7	99.3
Net income	143.5	77.7
Other comprehensive income	1.2	2.4
Total comprehensive income	147.7	80.1
Total comprehensive income allocated to NCI during the year	54.6	30.2

	2022	2021
Statements of Cash Flows:		
Cash flows from operations	P 167.1	P 262.6
Cash flows used in investing activities	(63.4)	(181.8)
Cash flows from (used in) from financing activities	(161.4)	15.9

Subsidiaries are all entities over which the Group has control. Control is achieved when the Group is exposed, or has rights, to variable returns from its involvement with the investee and has the ability to affect those returns through its power over the investee. Specifically, the Group controls an investee if and only if the Group has:

- Power over the investee (i.e., existing rights that give it the current ability to direct the relevant activities of the investee);
- Exposure, or rights, to variable returns from its involvement with the investee; and
- The ability to use its power over the investee to affect its returns.

When the Group has less than a majority of the voting or similar rights of an investee, the Group considers all relevant facts and circumstances in assessing whether it has power over an investee, including:

- The contractual arrangement with the other vote holders of the investee
- Rights arising from other contractual arrangements
- The Group's voting rights and potential voting rights

The Group reassesses whether or not it controls an investee if facts and circumstances indicate that there are changes to one or more of the three elements of control. Consolidation of a subsidiary begins from the date of acquisition, being the date on which control is transferred to the Group and continue to be consolidated until the date that such control ceases. Assets, liabilities, income and expenses of a subsidiary acquired or disposed of during the year are included in the consolidated financial statements from the date the Group gains control until the date the Group ceases to control the subsidiary.

Noncontrolling interests represent a portion of profit or loss and net assets of subsidiaries not held by the Group, directly or indirectly, and are presented separately in the consolidated statement of comprehensive income and within the equity section in the consolidated statements of financial position and consolidated statement of changes in equity, separately from Company's equity.

Profit or loss and each component of other comprehensive income (OCI) are attributed to the equity holders of the parent and to the noncontrolling interests, even if this results in the noncontrolling interests having a deficit balance. Consolidated financial statements are prepared using uniform accounting policies for like transactions and other events in similar circumstances.

All intra-group assets and liabilities, equity, income, expenses and cash flows relating to transactions between members of the Group are eliminated in full on consolidation.

A change in the ownership interest of a subsidiary, without a loss of control, is accounted for as an equity transaction. If the Group loses control over a subsidiary, it:

- Derecognizes the assets (including goodwill) and liabilities of the subsidiary
- Derecognizes the carrying amount of any noncontrolling interests
- Derecognizes the cumulative translation differences recorded in equity
- Recognizes the fair value of the consideration received
- Recognizes the fair value of any investment retained

- Recognizes any surplus or deficit in profit or loss
- Reclassifies the parent's share of components previously recognized in OCI to profit or loss or retained earnings, as appropriate, as would be required if the Group had directly disposed of the related assets or liabilities

#### Investments in Associates

Associates are entities over which the Group has significant influence. Significant influence is the power to participate in the financial and operating policy decisions of the investee, but not control or joint control over those policies. The considerations made in determining the significant influence are similar to those necessary to determine control over subsidiaries. Investments in associates are accounted for under the equity method of accounting in the consolidated financial statements and are initially recognized at cost. On acquisition of investment in an associate, any difference between the cost of the investment and the entity's share of the net fair value of the investee's identifiable assets and liabilities is accounted for as goodwill. Any excess of the entity's share of the net fair value of the investee's identifiable assets and liabilities over the cost of the investment is included as income in the determination of the entity's share of the associate's profit or loss in the period in which the investment is acquired. The carrying amount of the investment is adjusted to recognize changes in the Group's share of net assets of the associate since the acquisition date. Goodwill relating to the associate is included in the carrying amount of the investment and is neither amortized nor individually tested for impairment. After application of the equity method, the Group determines whether it is necessary to recognize an impairment loss on its investment in associates. At each reporting date, the Group determines whether there is objective evidence that the investment in associate is impaired. If there is such evidence, the Group calculates the amount of impairment as the difference between the recoverable amount of the associate and its carrying value. The loss is recognized under "Equity in net losses and impairment loss on investments in associates" in the consolidated profit or loss.

The Group's share of its associates' post-acquisition profits or losses is recognized in the consolidated profit or loss, and its share of post-acquisition movements in the associates' equity reserves is recognized directly in equity. The cumulative post-acquisition movements are adjusted against the carrying amount of the investment. When the Group's share of losses in an associate equals or exceeds its interest in the associate, including any other unsecured receivables, the Group does not recognize further losses, unless it has incurred obligations or made payments on behalf of the associate. Any change in OCI of those investees is presented as part of the Group's OCI. In addition, when there has been a change recognized directly in the equity of the associate, the Group recognizes its share of any changes, when applicable, in the consolidated statement of changes in equity.

Unrealized gains on transactions between the Group and its associate are eliminated to the extent of the Group's interest in the associate. Unrealized losses are also eliminated, unless the transaction provides evidence of an impairment of the assets transferred. The reporting dates of the associates of the Group are identical and the associates' accounting policies conform to those used by the Group for like transactions and events in similar circumstances.

If the Group's interest in an associate is reduced (e.g., through actual sale or deemed disposal), but the investment continues to be classified as an associate, the Group reclassifies to profit or loss the proportion of the gain or loss that had previously been recognized in the OCI relating to that reduction in ownership interest if that gain or loss would be reclassified to profit or loss on the disposal of the related assets or liabilities.

Upon loss of significant influence over the associate, the Group measures and recognizes any retained investment at its fair value. Any difference between the carrying amount of the associate upon loss of significant influence and the fair value of the retained investment and proceeds from disposal is recognized in the consolidated profit or loss.

The following are the Group's associates as at December 31:

	Nature of Business	Percentage of Ownership		
		2022	2021	2020
Vicinetum Holdings, Inc. (VHI)	Investment Holding	32	32	32
Prople Limited (Note 13)	Business Process Outsourcing	32	32	32
Fremont Holdings, Inc. (FHI, Note 13)	Real Estate Holding	26	26	26
ATRAM Investment Management Partners Corp. (AIMP, Note 13)	Asset Management	20	20	20
AGP International Holdings Pte Ltd. (AGP-SG, Note 13)*	Investment Holding	—	21	21
BehaviorMatrix, LLC (BM, Note 13)*	Behavior Analytics Services	—	21	21

\*In February 2022 and December 2022, the Group sold the AGP and BM investment, respectively.

The principal business location of AIMP, VHI and FHI is in the Philippines. AGP-BVI, AGP-SG, BM and Prople Limited are based in BVI, Singapore, USA and Hong Kong, respectively.

#### Business Combinations and Goodwill

Business combinations are accounted for using the acquisition method. The cost of an acquisition is measured as the aggregate of the consideration transferred measured at acquisition date fair value and the amount of any noncontrolling interests in the acquiree. For each business combination, the Group elects whether to measure the noncontrolling interests in the acquiree at fair value or at the proportionate share of the acquiree's identifiable net assets. Acquisition-related costs are expensed as incurred and included in administrative expenses.

The Group determines that it has acquired a business when the acquired set of activities and assets include an input and a substantive process that together significantly contribute to the ability to create outputs. The acquired process is considered substantive if it is critical to the ability to continue producing outputs, and the inputs acquired include an organized workforce with the necessary skills, knowledge, or experience to perform that process or it significantly contributes to the ability to continue producing outputs and is considered unique or scarce or cannot be replaced without significant cost, effort, or delay in the ability to continue producing outputs.

When the Group acquires a business, it assesses the financial assets and financial liabilities assumed for appropriate classification and designation in accordance with the contractual terms, economic circumstances and pertinent conditions as of the acquisition date. This includes the separation of embedded derivatives in host contracts by the acquiree.

If the business combination is achieved in stages, the acquisition date fair value of the acquirer's previously held equity interest in the acquiree is remeasured to fair value at the acquisition date through profit or loss.

Any contingent consideration to be transferred by the acquirer will be recognized at fair value at the acquisition date. Contingent consideration classified as an asset or liability that is a financial instrument and within the scope of PFRS 9, Financial Instruments, is measured at fair value with changes in fair value recognized in the consolidated profit or loss in accordance with PFRS 9. Other contingent consideration that is not within the scope of PFRS 9 is measured at fair value at each reporting date with changes in fair value recognized in the consolidated profit or loss. Contingent consideration that is classified as equity is not remeasured and its subsequent settlement is accounted for within equity.

Goodwill acquired in a business combination is initially measured at cost, being the excess of the aggregate of the consideration transferred and the amount recognized for noncontrolling interests, and any previous interest held, over the net identifiable assets acquired and liabilities assumed. Following initial recognition, goodwill is measured at cost less any accumulated impairment losses. If the fair value of the net assets acquired is in excess of the aggregate consideration transferred, the Group reassesses whether it has correctly identified all of the assets acquired and all of the liabilities assumed and reviews the procedures used to measure the amounts to be recognized at the acquisition date. If the reassessment still results in an excess of the fair value of net assets acquired over the aggregate consideration transferred, then the gain is recognized in the consolidated profit or loss.

For the purpose of impairment testing, goodwill acquired in a business combination is, from the acquisition date, allocated to each of the Group's cash-generating units that are expected to benefit from the combination, irrespective of whether other assets or liabilities of the acquiree are assigned to those units.

Where goodwill forms part of a cash-generating unit or a group of cash-generating units and part of the operation within that unit is disposed of, the goodwill associated with the operation disposed of is included in the carrying amount of the operation when determining the gain or loss on disposal of the operation. Goodwill disposed of in this circumstance is measured based on the relative values of the operation disposed of and the portion of the cash-generating unit retained.

#### Noncurrent Assets Held for Sale and Discontinued Operations

The Group classifies non-current assets and disposal groups as held for sale if their carrying amounts will be recovered principally through a sale transaction rather than through continuing use. Non-current assets and disposal groups classified as held for sale are measured at the lower of their carrying amount and fair value less costs to sell. Costs to sell are the incremental costs directly attributable to the disposal of an asset (disposal group), excluding finance costs and income tax expense.

The criteria for held for sale classification are regarded as met only when the sale is highly probable and the asset or disposal group is available for immediate sale in its present condition. Actions required to complete the sale should indicate that it is unlikely that significant changes to the sale will be made or that the decision to sell will be withdrawn. Management must be committed to the plan to sell the asset and the sale expected to be completed within one year from the date of the classification.

The Group discontinues the use of the equity method for its investment in associate from the date that the investment (or the portion of it) is classified as held for sale; instead, the associate or joint venture is then measured at the lower of its carrying amount and fair value less cost to sell.

Assets and liabilities classified as held for sale are presented separately as current items in the consolidated statements of financial position. A disposal group qualifies as discontinued operation if it is a component of an entity that either has been disposed of, or is classified as held for sale, and:

- Represents a separate major line of business or geographical area of operations
- Is part of a single coordinated plan to dispose of a separate major line of business or geographical area of operations; or
- Is a subsidiary acquired exclusively with a view to resale.

Discontinued operations are excluded from the results of continuing operations and are presented as a single amount as net income (loss) after tax from discontinued operations in the consolidated statements of income.

Current versus Noncurrent Classification

The Group presents assets and liabilities in the consolidated statements of financial position based on current/noncurrent classification.

An asset is current when it is:

- Expected to be realized or intended to be sold or consumed in the normal operating cycle;
- Held primarily for the purpose of trading;
- Expected to be realized within 12 months after the reporting period; or
- Cash or cash equivalent, unless restricted from being exchanged or used to settle a liability for at least 12 months after the reporting period.

All other assets are classified as noncurrent.

A liability is current when:

- It is expected to be settled in the normal operating cycle;
- It is held primarily for the purpose of trading;
- It is due to be settled within 12 months after the reporting period; or
- There is no unconditional right to defer the settlement of the liability for at least 12 months after the reporting period.

The Group classifies all other liabilities as noncurrent.

Deferred income tax assets and liabilities are classified as noncurrent assets and liabilities, respectively.

Foreign Currency Translation

Each entity in the Group determines its own functional currency and items included in the financial statements of each entity are measured using that functional currency. Transactions in foreign currencies are initially recorded in Peso based on the exchange rate recorded at the date of the transaction. Monetary assets and liabilities denominated in foreign currencies are retranslated at the closing exchange rate at the end of reporting period. All differences are taken to the consolidated profit or loss. Non-monetary items that are measured in terms of historical cost in a foreign currency are translated using the exchange rates as of the dates of the initial transactions. Non-monetary items measured at fair value in a foreign currency are translated using the closing exchange rates at the date when the fair value was determined. Foreign exchange gains and losses relating to FVPL equity instruments are recognized in the consolidated profit or loss.

Financial statements of consolidated foreign subsidiaries which are considered foreign entities are translated into the presentation currency of the Group (Peso) at the closing exchange rate at the end of reporting period and their statements of profit or loss are translated using the monthly weighted average exchange rates for the year. The exchange differences arising from the translation are taken directly to a separate component of equity (under cumulative translation adjustment). On disposal of a foreign entity, the deferred cumulative amount recognized in equity relating to that particular foreign operation is recognized in the consolidated profit or loss.

In determining the spot exchange rate to use on initial recognition of the related asset, expense or income (or part of it) on the derecognition of a non-monetary asset or non-monetary liability relating to advance consideration, the date of the transaction is the date on which the Group initially recognizes the non-monetary asset or non-monetary liability arising from the advance consideration. If there are multiple payments or receipts in advance, the Group determines the transaction date for each payment or receipt of advance consideration.

### Fair Value Measurement

The Group measures financial assets, such as fair value through profit or loss (FVPL) investments and fair value through other comprehensive income (FVOCI) investments, at fair value at each balance sheet date. Also, fair values of investment properties are disclosed.

Fair value is the estimated price that would be received to sell an asset or paid to transfer a liability in an orderly transaction between market participants at the measurement date.

The fair value measurement is based on the presumption that the transaction to sell the asset or transfer the liability takes place either:

- In the principal market for the asset or liability, or
- In the absence of a principal market, in the most advantageous market for the asset or liability.

The principal or the most advantageous market must be accessible by the Group.

The fair value of an asset or a liability is measured using the assumptions that market participants would use when pricing the asset or liability, assuming that market participants act in their economic best interest.

A fair value measurement of a nonfinancial asset takes into account a market participant's ability to generate economic benefits by using the asset in its highest and best use or by selling it to another market participant that would use the asset in its highest and best use.

The Group uses valuation techniques that are appropriate in the circumstances and for which sufficient data are available to measure fair value, maximizing the use of relevant observable inputs and minimizing the use of unobservable inputs.

All assets and liabilities for which fair value is measured or disclosed in the consolidated financial statements are categorized within the fair value hierarchy, described as follows, based on the lowest level input that is significant to the fair value measurement as a whole:

- Level 1 - Quoted (unadjusted) market prices in active markets for identical assets or liabilities
- Level 2 - Valuation techniques for which the lowest level input that is significant to the fair value measurement is directly or indirectly observable
- Level 3 - Valuation techniques for which the lowest level input that is significant to the fair value measurement is unobservable

For assets and liabilities that are recognized in the consolidated financial statements on a recurring basis, the Group determines whether transfers have occurred between levels in the hierarchy by reassessing categorization (based on the lowest level input that is significant to the fair value measurement as a whole) at the end of each reporting period.

The Group's management determines the policies and procedures for both recurring fair value measurement, such as unquoted FVPL financial assets, and for non-recurring fair value measurement.

External valuers are involved for valuation of significant assets, such as investment properties. Involvement of external valuers is decided upon annually by management. Selection criteria include market knowledge, reputation, independence and whether professional standards are maintained. Management decides, after discussions with the Group's external valuers, which valuation techniques and inputs to use for each case.



At each reporting date, management analyses the movements in the values of assets and liabilities which are required to be remeasured or reassessed as per the Group's accounting policies. For this analysis, management verifies the major inputs applied in the latest valuation by agreeing the information in the valuation computation to contracts and other relevant documents with relevant external sources to determine whether the change is reasonable.

For the purpose of fair value disclosures, the Group has determined classes of assets and liabilities on the basis of the nature, characteristics and risks of the asset or liability and the level of the fair value hierarchy as explained above.

#### Financial Instruments

A financial instrument is any contract that gives rise to a financial asset of one entity and a financial liability or equity instrument of another entity.

#### *Initial recognition and measurement of financial instruments*

At initial recognition, financial assets are classified as, and measured at amortized cost, FVOCI, and FVPL. Financial liabilities are classified at initial recognition as financial liabilities at FVPL, loans and borrowings, payables, or as derivatives designated as hedging instruments in an effective hedge, as appropriate.

All financial liabilities are recognized initially at fair value, and, in the case of loans and borrowings and payables, net of directly attributable transaction costs.

Purchases or sales of financial assets that require delivery of assets within a time frame established by regulation or convention in the marketplace (regular way trades) are recognized on the trade date, i.e., the date that the Group commits to purchase or sell the asset.

#### *Classification of financial instruments*

The classification of financial assets at initial recognition depends on the financial asset's contractual cash flow characteristics and the Group's business model for managing them. With the exception of trade receivables that do not contain a significant financing component or for which the Group has applied the practical expedient, the Group initially measures a financial asset at its fair value plus, in the case of a financial asset not at fair value through profit or loss, transaction costs. Trade receivables that do not contain a significant financing component or for which the Group has applied the practical expedient are measured at the transaction price determined under PFRS 15, *Revenue from Contracts with Customers*.

In order for a financial asset to be classified and measured at amortized cost or FVOCI, it needs to give rise to cash flows that are SPPI on the principal amount outstanding. This assessment is referred to as the SPPI test and is performed at an instrument level. Financial assets with cash flows that are not SPPI are classified and measured at fair value through profit or loss, irrespective of the business model.

The Group's business model for managing financial assets refers to how it manages its financial assets in order to generate cash flows. The business model determines whether cash flows will result from collecting contractual cash flows, selling the financial assets, or both. Financial assets classified and measured at amortized cost are held within a business model with the objective to hold financial assets in order to collect contractual cash flows while financial assets classified and measured at fair value through OCI are held within a business model with the objective of both holding to collect contractual cash flows and selling.



*Subsequent measurement*

For purposes of subsequent measurement, financial assets are classified in four categories:

- Financial assets at amortized cost (debt instruments)
- Financial assets at FVOCI with recycling of cumulative gains and losses (debt instruments)
- Financial assets designated at fair value through OCI with no recycling of cumulative gains and losses upon derecognition (equity instruments)
- Financial assets at FVPL

As at December 31, 2022 and 2021, the Group has the following categories of financial assets and financial liabilities:

(a) Financial assets at FVPL

This category includes financial assets held for trading, financial assets designated upon initial recognition at fair value through profit or loss, or financial assets mandatorily required to be measured at fair value. Financial assets are classified as held for trading if they are acquired for the purpose of selling in the near term.

Derivatives, including separated embedded derivatives, are also classified as held for trading unless they are designated as effective hedging instruments. Financial assets with cash flows that are not solely payments of principal and interest are classified and measured at FVPL, irrespective of the business model.

Notwithstanding the criteria for debt instruments to be classified at amortized cost or at FVOCI, as described above, debt instruments may be designated at FVPL on initial recognition if doing so eliminates, or significantly reduces, an accounting mismatch.

Financial assets classified in this category may be designated by management on initial recognition when the following criteria are met:

- The designation eliminates or significantly reduces the inconsistent treatment that would otherwise arise from measuring the assets or liabilities or recognizing gains or losses on them on a different basis; or
- The assets are part of a group of financial assets or both which are managed and their performance evaluated on a fair value basis, in accordance with a documented risk management or investment strategy; or
- The financial instrument contains an embedded derivative, unless the embedded derivative does not significantly modify the cash flows or it is clear, with little or no analysis, that it would not be separately recorded.

*Derivatives recorded at FVPL*

The Group has certain derivatives that are embedded in host financial contracts, such as structured notes and debt investments and conversion. These embedded derivatives include calls and puts in debt investments and interest rate and conversion options, among others.

A derivative embedded in a hybrid contract, with a financial liability or nonfinancial host, is separated from the host and accounted for as a separate derivative if: the economic characteristics and risks are not closely related to the host; a separate instrument with the same terms as the embedded derivative would meet the definition of a derivative; and the hybrid contract is not measured at FVPL. Embedded derivatives are measured at fair value with changes in fair value recognized in the consolidated profit or loss. Reassessment occurs only if there is either a change in the terms of the contract that significantly modifies the cash flows that would be otherwise be required or a reclassification of a financial asset out of the FVPL category.

A derivative embedded within a hybrid contract containing a financial asset host is not accounted for separately. The financial asset host together with the embedded derivative is required to be classified in its entirety as a financial asset at FVPL.

Financial assets at FVPL are recorded in the consolidated statements of financial position at fair value. Changes in fair value are recorded in "Gain (loss) on increase (decrease) in market values of FVPL investments". Interest earned or incurred is recorded in interest income or expense, respectively, while dividend income is recorded as such according to the terms of the contract, or when the right of payment has been established.

As at December 31, 2022 and 2021, the Group has designated as FVPL all equity investments, money market papers, investments in bonds that have callable and other features, and managed/hedged funds amounting to ₱12,046.8 million and ₱11,677.8 million, respectively (see Note 9). No financial liability at FVPL is outstanding as at December 31, 2022 and 2021.

(b) Financial assets at amortized cost (debt instruments)

The Group measures financial assets at amortized cost if both of the following conditions are met:

- The financial asset is held within a business model with the objective to hold financial assets in order to collect contractual cash flows; and,
- The contractual terms of the financial asset give rise on specified dates to cash flows that are solely payments of principal and interest on the principal amount outstanding.

Financial assets at amortized cost are subsequently measured using the effective interest (EIR) method and are subject to impairment. Gains and losses are recognized in the consolidated profit or loss when the asset is derecognized, modified or impaired.

Amortized cost is calculated by taking into account any discount or premium on acquisition and fees that are an integral part of the effective interest rate. The amortization is included as interest income in the consolidated profit or loss. The losses arising from impairment of such financial assets are recognized as "Provision for impairment losses on receivables" account under "Other income (changes) - net" in the consolidated profit or loss.

Included under financial assets at amortized cost are cash in banks, cash equivalents, trade receivables, interest receivable, advances to employees, receivables from villa owners, dividend receivable, notes receivable and other receivables.

(c) Financial assets at FVOCI (debt instruments)

The Group measures debt instruments at FVOCI if both of the following conditions are met:

- The financial asset is held within a business model with the objective of both holding to collect contractual cash flows and selling; and,
- The contractual terms of the financial asset give rise on specified dates to cash flows that are solely payments of principal and interest on the principal amount outstanding.

For debt instruments at FVOCI, interest income, foreign exchange revaluation and impairment losses or reversals are recognized in the consolidated profit or loss and computed in the same manner as financial assets measured at amortized cost. The remaining fair value changes are recognized in OCI.

When the debt instrument is disposed of, the cumulative gain or loss previously recognized under OCI is transferred to profit or loss as “Gain (loss) on sale of FVOCI investments”. Where the Group holds more than one investment in the same security, cost of the disposed investment is determined on a weighted average cost basis. Interest earned on holding FVOCI investments are reported as interest income using the effective interest rate.

As at December 31, 2022 and 2021, the Group’s FVOCI investments include investments in bonds (see Note 12).

(d) Financial liabilities - loans and borrowings

Financial liabilities are classified, at initial recognition, as financial liabilities at fair value through profit or loss, loans and borrowings, payables, or as derivatives designated as hedging instruments in an effective hedge, as appropriate.

After initial recognition, interest-bearing loans and borrowings are subsequently measured at amortized cost using the EIR method. Gains and losses are recognized in the consolidated profit or loss when the liabilities are derecognized as well as through the EIR amortization process.

Amortized cost is calculated by taking into account any discount or premium on acquisition and fees or costs that are an integral part of the EIR. The EIR amortization is included as finance costs in the consolidated profit or loss.

As at December 31, 2022 and 2021, included in this category are the Group’s notes payable, accounts payable and accrued expenses, lease liabilities, long-term debt and dividends payable.

Impairment of Financial Assets

The Group recognizes an allowance for expected credit loss (ECL) for all debt instruments not held at FVPL. ECLs are based on the difference between the contractual cash flows due in accordance with the contract and all the cash flows that the Group expects to receive, discounted at an approximation of the original effective interest rate. The expected cash flows will include cash flows from the sale of collateral held or other credit enhancements that are integral to the contractual terms.

ECLs are recognized in two stages. For credit exposures for which there has not been a significant increase in credit risk since initial recognition, ECLs are provided for credit losses that result from default events that are possible within the next 12 months (a 12-month ECL). For those credit exposures for which there has been a significant increase in credit risk since initial recognition, a loss allowance is required for credit losses expected over the remaining life of the exposure, irrespective of the timing of the default (a lifetime ECL).

For trade receivables, the Group applies a simplified approach in calculating ECLs. Therefore, the Group does not track changes in credit risk, but instead recognizes a loss allowance based on lifetime ECLs at each reporting date. The Group has established a provision matrix that is based on its historical credit loss experience, adjusted for forward-looking factors specific to the debtors and the economic environment.

For debt instruments at FVOCI, the Group applies the low credit risk simplification. At every reporting date, the Group evaluates whether the debt instrument is considered to have low credit risk using all reasonable and supportable information that is available without undue cost or effort. In making that evaluation, the Group reassesses the internal credit rating of the debt instrument. In addition, the Group considers that there has been a significant increase in credit risk when contractual payments are more than 30 days past due.

The Group's debt instruments at FVOCI comprise solely of top investment grade bonds that are graded by top credit rating agencies and, therefore, are considered to be low credit risk investments. It is the Group's policy to measure ECLs on such instruments on a 12-month basis. However, when there has been a significant increase in credit risk since origination, the allowance will be based on the lifetime ECL. The Group uses the ratings from the top credit rating agencies to determine whether the debt instrument has significantly increased in credit risk and to estimate ECLs.

The Group considers a financial asset in default when contractual payments are 120 days past due. However, in certain cases, the Group may also consider a financial asset to be in default when internal or external information indicates that the Group is unlikely to receive the outstanding contractual amounts in full before taking into account any credit enhancements held by the Group. A financial asset is written off when there is no reasonable expectation of recovering the contractual cash flows.

#### Derecognition of Financial Assets and Financial Liabilities

##### *Financial assets*

A financial asset (or where applicable a part of a financial asset or part of a group of similar financial assets) is derecognized when, and only when:

- the rights to receive cash flows from the asset expires;
- the Group retains the right to receive cash flows from the asset, but has assumed an obligation to pay them in full without material delay to a third party under a 'pass-through' arrangement;
- the Group has transferred its rights to receive cash flows from the asset and either (a) has transferred substantially all the risks and rewards of the asset, or (b) has neither transferred nor retained substantially all the risks and rewards of the asset, but has transferred control of the or asset.

##### *Modification of financial assets*

The Group derecognizes a financial asset when the terms and conditions have been renegotiated to the extent that, substantially, it becomes a new asset, with the difference between its carrying amount and the fair value of the new asset recognized as a derecognition gain or loss in the consolidated profit or loss, to the extent that an impairment loss has not already been recorded.

The Group considers both qualitative and quantitative factors in assessing whether a modification of financial asset is substantial or not. When assessing whether a modification is substantial, the Group considers the following factors, among others:

- Change in currency
- Introduction of an equity feature
- Change in counterparty
- If the modification results in the asset no longer considered "solely payment for principal and interest"

The Group also performs a quantitative assessment similar to that being performed for modification of financial liabilities. In performing the quantitative assessment, the Group considers the new terms of a financial asset to be substantially different if the present value of the cash flows under the new terms, including any fees paid net of any fees received and discounted using the original effective interest rate, is at least 10% different from the present value of the remaining cash flows of the original financial asset.

When the contractual cash flows of a financial asset are renegotiated or otherwise modified and the renegotiation or modification does not result in the derecognition of that financial asset, the Group recalculates the gross carrying amount of the financial asset as the present value of the renegotiated or modified contractual cash flows discounted at the original EIR (or credit-adjusted EIR for purchased or originated credit-impaired financial assets) and recognizes a modification gain or loss in the consolidated profit or loss.

When the modification of a financial asset results in the derecognition of the existing financial asset and the subsequent recognition of a new financial asset, the modified asset is considered a 'new' financial asset. Accordingly, the date of the modification shall be treated as the date of initial recognition of that financial asset when applying the impairment requirements to the modified financial asset. The newly recognized financial asset is classified as Stage 1 for ECL measurement purposes, unless the new financial asset is deemed to be originated as credit impaired.

#### *Financial liabilities*

A financial liability is derecognized when the obligation under the liability is discharged or cancelled or has expired.

Where an existing financial liability is replaced by another from the same lender on substantially different terms, or the terms of an existing liability are substantially modified, such an exchange or modification will result into the removal of the original liability and the recognition of a new liability and the difference in the respective carrying amounts is recognized in the consolidated profit or loss.

#### *Exchange or modification of financial liabilities*

The Group considers both qualitative and quantitative factors in assessing whether a modification of financial liabilities is substantial or not. The terms are considered substantially different if the present value of the cash flows under the new terms, including any fees paid net of any fees received and discounted using the original effective interest rate, is at least 10% different from the present value of the remaining cash flows of the original financial liability. However, under certain circumstances, modification or exchange of a financial liability may still be considered substantial, even where the present value of the cash flows under the new terms is less than 10% different from the present value of the remaining cash flows of the original financial liability. There may be situations where the modification of the financial liability is so fundamental that immediate derecognition of the original financial liability is appropriate (e.g., restructuring a financial liability to include an embedded equity component).

When an existing financial liability is replaced by another from the same lender on substantially different terms, or the terms of an existing liability are substantially modified, such an exchange or modification is treated as a derecognition of the original liability and the recognition of a new liability. The difference between the carrying value of the original financial liability and the fair value of the new liability is recognized in the consolidated profit or loss.

When the exchange or modification of the existing financial liability is not considered as substantial, the Group recalculates the gross carrying amount of the financial liability as the present value of the renegotiated or modified contractual cash flows discounted at the original EIR and recognizes a modification gain or loss in the consolidated profit or loss.

If modification of terms is accounted for as an extinguishment, any costs or fees incurred are recognized as part of the gain or loss on the extinguishment. If the modification is not accounted for as an extinguishment, any costs or fees incurred adjust the carrying amount of the financial instrument and are amortized over the remaining term of the modified financial instrument.

“Day 1” Difference

Where the transaction price in a non-active market is different from the fair value from other observable current market transactions in the same instrument or based on a valuation technique whose variables include only data from observable market, the Group recognizes the difference between the transaction price and fair value (a “Day 1” difference) in the consolidated profit or loss unless it qualifies for recognition as some other type of asset. In cases where use is made of data which is not observable, the difference between the transaction price and model value is recognized in the consolidated profit or loss only when the inputs become observable or when the instrument is derecognized. For each transaction, the Group determines the appropriate method of recognizing the “Day 1” difference.

Offsetting Financial Instruments

Financial assets and financial liabilities are offset and the net amount is reported in the consolidated statements of financial position if, and only if, there is a currently enforceable legal right to offset the recognized amounts and there is an intention to settle on a net basis, or to realize the asset and settle the liability simultaneously. This is not generally the case with master netting agreements and the related assets and liabilities are presented gross in the consolidated statements of financial position. The Group assesses that it has a currently enforceable right of offset if the right is not contingent on a future event, and is legally enforceable in the normal course of business, event of default, and event of insolvency or bankruptcy of the Group and all of the counterparties.

Cash and Cash Equivalents

Cash includes cash on hand and with banks. Cash equivalents are short-term, highly liquid investments that are readily convertible to known amounts of cash with original maturities of three months or less and that are subject to an insignificant risk of change in value.

Restricted cash funds are recorded as other noncurrent assets unless the restriction is expected to be released at least 12 months after the reporting period.

Inventories

Inventories are valued at the lower of cost and net realizable value (NRV).

Cost of aircraft spare parts and supplies is determined at purchase price using the first-in, first-out method, while NRV is the estimated current replacement cost of such spare parts and supplies.

Cost of food and beverage inventories and operating supplies is determined using the moving average method. NRV of food and beverage inventories is the estimated selling price in the ordinary course of business, less the estimated cost of preparation and the estimated cost necessary to make the sale.

For cable and wire manufacturing, finished goods and work in process is determined at standard cost adjusted to actual cost, which includes direct materials, direct labor and applicable allocation of fixed and variable costs, determined using weighted average method. Raw materials, other materials, reels inventory and spare parts and supplies are determined using weighted average method. NRV is the estimated selling price in the ordinary course of business, less estimated costs necessary to make the sale.

Prepayments

Prepayments include advance payments of various goods and services that are yet to be delivered or delivered by the Group and from which future economic benefits are expected to flow to the Group within the normal operating cycle or, within 12 months from the reporting date.

These are initially measured at the amount paid in advance by the Group for the purchase of goods and services and are subsequently decreased by the amount of expense incurred.

#### Value Added Tax (VAT)

Input VAT is the 12% indirect tax paid by the Group in the course of the Group's trade or business on local purchase of goods or services, including lease or use of property, from a VAT-registered person. In case of capital goods, input VAT is spread evenly over the useful life or 60 months, whichever is shorter. Effective January 1, 2022, all input tax on purchases of capital goods shall already be allowed upon purchase/payment and will no longer need to be deferred.

Output VAT pertains to the 12% tax due on the lease or exchange of taxable goods or properties or services by the Group.

Revenues, expenses, and assets are recognized net of the amount of VAT, if applicable.

For its VAT-registered activities, when VAT from sales of goods and/or services (output VAT) exceeds VAT passed on from purchases of goods or services (input VAT), the excess is recognized as payable in the consolidated statements of financial position. When VAT passed on from purchases of goods or services (input VAT) exceeds VAT from sales of goods and/or services (output VAT), the excess is recognized as an asset in the consolidated statements of financial position up to the extent of the recoverable amount.

For its non-VAT registered activities, the amount of VAT passed on from its purchases of goods or service is recognized as part of the cost of goods/asset acquired or as part of the expense item, as applicable.

#### Property and Equipment

Depreciable properties, including buildings and improvements, leasehold improvements, machinery and other equipment, flight and ground equipment, furniture, fixtures and office equipment, and transportation equipment are stated at cost less accumulated depreciation and amortization, and any impairment in value. Land is stated at cost less any impairment in value.

The initial cost of property and equipment comprises its purchase price, including import duties, taxes and any directly attributable costs of bringing the asset to its working condition and location for its intended use. Expenditures incurred after the property and equipment have been put into operations, such as repairs and maintenance, are normally charged to income in the period when the costs are incurred. In situations where it can be clearly demonstrated that the expenditures have resulted in an increase in the future economic benefits expected to be obtained from the use of an item of property and equipment beyond its originally assessed standard of performance, the expenditures are capitalized as additional costs of property and equipment.

Property and equipment are written off either when disposed of or when these are permanently withdrawn from use and there is no more future economic benefit expected from its use or disposal.

When assets are retired or otherwise disposed of, the cost and the related accumulated depreciation and amortization and any impairment in value are removed from the accounts and any resulting gain or loss is credited to or charged against current operations.



Depreciation is computed on a straight-line method over the following estimated useful lives of the properties, except for aircraft engine which is computed based on flying hours.

Category	Number of Years
Buildings and improvements	10 - 30
Land improvements	30
Leasehold improvements	5 - 20*
Flight, ground, machinery and other equipment	2 - 25
Furniture, fixtures and office equipment	2 - 5
Transportation equipment	3 - 5

*\*or lease term, whichever is shorter*

The useful lives, depreciation and amortization method, and residual values are reviewed periodically to ensure that the periods and method of depreciation and amortization are consistent with the expected pattern of economic benefits from the use of property and equipment.

Depreciation commences when an asset is in its operational location or working condition capable of being operated in the manner intended by management. Depreciation ceases at the earlier of the date that the item is classified as held for sale (or included in a disposal group that is classified as held for sale) in accordance with PFRS 5, *Non-current Assets Held for Sale and Discontinued Operations*, and the date the asset is derecognized.

Construction in progress (CIP) is stated at cost net of accumulated impairment losses, if any. This includes cost of construction and other direct costs. CIP is not depreciated until such time the relevant assets are completed and put into operational use.

#### Property Development in Progress

Property development in progress includes villa development costs and related expenses incurred.

Property development in progress is carried at the lower of cost incurred and net realizable value. Net realizable value is the selling price in the ordinary course of business, less the estimated costs of completion and estimated costs necessary to make the sale.

#### Investment Properties

Investment properties comprise completed property and property under construction or re-development (land, buildings and condominiums) that are held to earn rentals or capital appreciation or both and that are not occupied by the Group. Investment properties are initially measured at cost, including transaction costs. The carrying amount includes the cost of replacing part of an existing investment property at the time that cost is incurred if the recognition criteria are met and excludes the costs of day-to-day servicing of an investment property. Subsequent to initial recognition, the Group's investment properties are stated at cost, less accumulated depreciation and any accumulated impairment losses. Land is subsequently carried at cost less any impairment in value.

Expenditures incurred after the investment properties have been put into operation, such as repairs and maintenance costs, are normally charged to income in the period in which the costs are incurred. Transfers are made to investment properties when, and only when, there is a change in use, evidenced by ending of owner-occupation, commencement of an operating lease to another party or ending of construction or development. Transfers are made from investment properties when, and only when, there is a change in use, evidenced by commencement of owner-occupation or commencement of development with a view to sale. If the property occupied by the Group as an owner-occupied property becomes an investment property, the Group accounts for such property in accordance with the policy stated under property and equipment up to the date of change in use.



Investment properties are written off when either these are disposed of or when the investment properties are permanently withdrawn from use and no future economic benefit is expected from its disposal. Any gains or losses on the retirement or disposal of the investment property are recognized in the consolidated profit or loss in the year of retirement or disposal.

#### Impairment of Nonfinancial Assets

At each reporting date, the Group assesses whether there is any indication that its nonfinancial assets (e.g., property and equipment, investment properties and investments in associates) may be impaired. When an indicator of impairment exists or when an annual impairment testing for an asset is required, the Group makes a formal estimate of recoverable amount. Recoverable amount is the higher of an asset's or cash-generating unit's fair value less costs to sell and its value-in-use and is determined for an individual asset, unless the asset does not generate cash inflows that are largely independent of those from other assets or groups of assets, in which case the recoverable amount is assessed as part of the cash-generating unit to which it belongs. Where the carrying amount of an asset (or cash-generating unit) exceeds its recoverable amount, the asset (or cash-generating unit) is considered impaired and is written down to its recoverable amount. In assessing value-in-use, the estimated future cash flows are discounted to their present value using a pre-tax discount rate that reflects current market assessments of the time value of money and the risks specific to the asset (or cash-generating unit).

An impairment loss is charged to operations in the year in which it arises, unless the asset is carried at a revalued amount, in which case the impairment loss is charged to the revaluation increment of the said asset. An assessment is made at each reporting date as to whether there is any indication that previously recognized impairment losses may no longer exist or may have decreased. If such indication exists, the recoverable amount is estimated. A previously recognized impairment loss is reversed only if there has been a change in the estimates used to determine the asset's recoverable amount since the last impairment loss was recognized. If that is the case, the carrying amount of the asset is increased to its recoverable amount. That increased amount cannot exceed the carrying amount that would have been determined, net of depreciation and amortization, had no impairment loss been recognized for the asset in prior years. Such reversal is recognized in the consolidated profit or loss unless the asset is carried at a revalued amount, in which case the reversal is treated as a revaluation increase. After such a reversal, the depreciation or amortization expense is adjusted in future years to allocate the asset's revised carrying amount, less any residual value, on a systematic basis over its remaining life.

#### Goodwill

Goodwill is reviewed for impairment, annually or more frequently, if events or changes in circumstances indicate that the carrying value may be impaired.

Impairment is determined for goodwill by assessing the recoverable amount of the cash-generating unit (or group of cash-generating units) to which the goodwill relates. Where the recoverable amount of the cash-generating unit (or group of cash-generating units) is less than the carrying amount of the cash-generating unit (or group of cash-generating units) to which goodwill has been allocated, an impairment loss is recognized immediately in the consolidated profit or loss.

Impairment losses relating to goodwill cannot be reversed for subsequent increases in its recoverable amount in future periods. The Group performs its annual impairment test of goodwill as at the end of each financial reporting period.

#### Other Noncurrent Assets and Other Noncurrent Liabilities

Other noncurrent assets include restricted cash funds for future villa operating requirements. A corresponding liability is recognized for these funds under other noncurrent liabilities.

Deposits to suppliers in relation to major aircraft maintenance and acquisition of specific property and equipment are also classified as part of other noncurrent assets.

#### Capital Stock

Capital stock represents the total par value of the shares issued.

#### Additional Paid-in Capital

Additional paid-in capital pertains to the amount paid in excess of the par value of the shares issued.

#### Retained Earnings

Retained earnings represent the cumulative balance of net income or loss, net of any dividend declared and effect of any retrospective restatement recognized in accordance with PAS 8, *Accounting Policies, Changes in Accounting Estimates and Errors*.

Unappropriated retained earnings represent that portion which is free under the existing guidance set by the SEC and can be declared as dividends to stockholders, after adjustments for any unrealized items which are considered not available for dividend declaration.

Appropriated retained earnings represent that portion which has been restricted and therefore, is not available for any dividend declaration.

#### Cost of Shares Held by a Subsidiary

The Company's shares which are acquired and held by a subsidiary (treasury shares) are deducted from equity and stated at acquisition cost. No gain or loss is recognized in the consolidated profit or loss on the purchase, sale, issue or cancellation of the Company's shares. Any difference between the carrying amount and the consideration, if reissued, is recognized in additional paid-in capital.

#### Revenue from Contracts with Customers

Revenue from contracts with customers is recognized when control of the goods or services are transferred to the customer at an amount that reflects the consideration to which the Group expects to be entitled in exchange for those goods or services. The Group assesses its revenue arrangement against specific criteria in order to determine if it is acting as principal or agent. The Group has generally concluded that it is the principal in its revenue arrangements because it typically controls the goods or services before transferring them to the customer.

The following specific recognition criteria must be met before revenue is recognized:

##### *Sale of goods*

Revenue from the sale of goods is recognized at a point in time when the control over the goods are transferred to the buyer which is generally upon delivery of the goods.

##### *Sale of services*

Revenue from rooms is recognized over time based on the actual occupancy of the guests. Other ancillary services are recognized when the related services are rendered and/or facilities/amenities are used.

Revenue from air transport services is recognized at a point in time when the related services have been substantially performed.

##### *Other income*

Other income is recognized over time when the control of the services is transferred to the customer, generally on delivery of the services.

Contract Balances*Trade receivables*

Trade receivables represents the Group's right to an amount of consideration that is unconditional (i.e., only the passage of time is required before payment of the consideration is due).

*Contract liabilities*

A contract liability is the obligation to transfer goods or services to a customer for which the Group has received consideration (or an amount of consideration is due) from the customer. If a customer pays consideration before the Group transfers goods or services to the customer, a contract liability is recognized when the payment is made or the payment is due (whichever is earlier). Contract liabilities are recognized as revenue when the Group performs the obligations under the contract.

Other Revenue/Income*Interest*

Interest income from bank deposits and investments in bonds are recognized as interest accrues based on the effective interest rate method.

*Dividends*

Dividend income is recognized when the shareholders' right to receive the payment is established.

*Rental*

Rental income is accounted for on a straight-line basis over the lease term.

Costs and Expenses

Costs and expenses are recognized in the consolidated profit or loss when there is a decrease in future economic benefit related to a decrease in an asset, or an increase of a liability, that can be measured reliably. Costs and expenses include the cost of administering the business and are expensed as incurred. These are generally measured at the amount paid or payable.

*Cost of goods sold*

The cost of goods sold is recognized as expense when the related goods are sold.

*Cost of services rendered*

Cost and expenses related to room services and other ancillary services are charged to operations when incurred.

*Operating expenses*

Operating expenses include selling, and general and administrative expenses that are expensed as incurred.

Other Comprehensive Income

Other comprehensive income comprises items of income and expense that are not recognized in the consolidated profit or loss for the year in accordance with PFRSs. Other comprehensive income of the Group pertains to gains and losses on remeasuring FVOCI investments, exchange differences on translating foreign operations and remeasurements comprising actuarial gains and losses on retirement plan assets and liabilities.

Leases

The Group assesses at contract inception whether a contract is, or contains, a lease. That is, if the contract conveys the right to control the use of an identified asset for a period of time in exchange for consideration.

*The Group as a lessee*

The Group applies a single recognition and measurement approach for all leases, except for short-term leases and leases of low-value assets. The Group recognizes lease liabilities to make lease payments and right-of-use assets representing the right to use the underlying assets.

*Right-of-use assets*

The Group recognizes right-of-use assets at the commencement date of the lease (i.e., the date the underlying asset is available for use). Right-of-use assets are measured at cost, less any accumulated depreciation and impairment losses, and adjusted for any remeasurement of lease liabilities. The cost of right-of-use assets includes the amount of lease liabilities recognized, initial direct costs incurred, and lease payments made at or before the commencement date less any lease incentives received. Right-of-use assets are depreciated on a straight-line basis over the shorter of the lease term and the estimated useful lives of the assets, as follows:

<b>Category</b>	<b>Number of Years</b>
Building	5 years
Leasehold improvement	2 years

If ownership of the leased asset transfers to the Group at the end of the lease term or the cost reflects the exercise of a purchase option, the Group calculates depreciation using the estimated useful life of the asset.

*Lease liabilities*

At the commencement date of the lease, the Group recognizes lease liabilities measured at the present value of lease payments to be made over the lease term. The lease payments include fixed payments (including in-substance fixed payments) less any lease incentives receivable, variable lease payments that depend on an index or a rate, and amounts expected to be paid under residual value guarantees. The lease payments also include the exercise price of a purchase option reasonably certain to be exercised by the Group and payments of penalties for terminating the lease, if the lease term reflects the Group exercising the option to terminate. Variable lease payments that do not depend on an index or a rate are recognized as expenses (unless they are incurred to produce inventories) in the period in which the event or condition that triggers the payment occurs.

In calculating the present value of lease payments, the Group uses its incremental borrowing rate at the lease commencement date because the interest rate implicit in the lease is not readily determinable. After the commencement date, the amount of lease liabilities is increased to reflect the accretion of interest and reduced for the lease payments made. In addition, the carrying amount of lease liabilities is remeasured if there is a modification, a change in the lease term, a change in the lease payments (e.g., changes to future payments resulting from a change in an index or rate used to determine such lease payments) or a change in the assessment of an option to purchase the underlying asset.

*Short-term leases and low-value assets*

The Group applies the short-term lease recognition exemption to its short-term leases of office equipment and warehouse (i.e., those leases that have a lease term of 12 months or less from the commencement date and do not contain a purchase option). It also applies the lease of low-value assets recognition exemption to leases of office equipment that are considered to be low value. Lease payments on short-term leases and leases of low-value assets are recognized as expense on a straight-line basis over the lease term.

Borrowing Costs

Borrowing costs are generally expensed as incurred. Borrowing costs are capitalized if they are directly attributable to the acquisition or construction of a qualifying asset. Capitalization of borrowing costs commences when the activities to prepare the asset are in progress and expenditures and borrowing costs are being incurred. Borrowing costs are capitalized until the assets are substantially ready for their intended use.

### Pension Benefits

The Group has non-contributory defined benefit retirement plans.

The net defined benefit liability or asset is the aggregate of the present value of the defined benefit obligation at the end of the reporting period reduced by the fair value of plan assets (if any), adjusted for any effect of limiting a net defined benefit asset to the asset ceiling. The asset ceiling is the present value of any economic benefits available in the form of refunds from the plan or reductions in future contributions to the plan.

The cost of providing benefits under the defined benefit plans is actuarially determined using the projected unit credit method.

Defined benefit costs comprise the following:

- Service cost
- Net interest on the net defined benefit liability or asset
- Remeasurements of net defined benefit liability or asset

Service costs which include current service costs, past service costs and gains or losses on non-routine settlements are recognized as expense in the consolidated profit or loss. Past service costs are recognized when plan amendment or curtailment occurs. These amounts are calculated periodically by independent qualified actuaries.

Net interest on the net defined benefit liability or asset is the change during the period in the net defined benefit liability or asset that arises from the passage of time which is determined by applying the discount rate based on government bonds to the net defined benefit liability or asset. Net interest on the net defined benefit liability or asset is recognized as expense or income in the consolidated profit or loss.

Remeasurements comprising actuarial gains and losses, return on plan assets and any change in the effect of the asset ceiling (excluding net interest on defined benefit liability) are recognized immediately in other comprehensive income in the period in which they arise. Remeasurements are not reclassified to the consolidated profit or loss in subsequent periods.

Plan assets are assets that are held by a long-term employee benefit fund. Plan assets are not available to the creditors of the Group, nor can they be paid directly to the Group. Fair value of plan assets is based on market price information. When no market price is available, the fair value of plan assets is estimated by discounting expected future cash flows using a discount rate that reflects both the risk associated with the plan assets and the maturity or expected disposal date of those assets (or, if they have no maturity, the expected period until the settlement of the related obligations). If the fair value of the plan assets is higher than the present value of the defined benefit obligation, the measurement of the resulting defined benefit asset is limited to the present value of economic benefits available in the form of refunds from the plan or reductions in future contributions to the plan.

### Provisions and Contingencies

Provisions are recognized when the Group has a present obligation (legal or constructive) as a result of a past event and it is probable that an outflow of resources embodying economic benefits will be required to settle the obligation and a reliable estimate can be made of the amount of the obligation. Where the Group expects some or all of a provision to be reimbursed, for example, under an insurance contract, the reimbursement is recognized as a separate asset but only when the reimbursement is virtually certain. The expense relating to any provision is presented in the consolidated profit or loss, net of any reimbursement. If the effect of the time value of money is material, provisions are determined by discounting the expected future cash flows at a pre-tax rate that reflects current market assessments of the time value of money and, where appropriate, the risks specific to the liability. Where discounting is used, the increase in the provision due to the passage of time is recognized as an interest expense.

Contingent liabilities are not recognized in the consolidated financial statements but are disclosed unless the possibility of an outflow of resources embodying economic benefits is remote.

Contingent assets are not recognized but are disclosed in the notes to consolidated financial statements when an inflow of economic benefits is probable.

### Income Taxes

#### *Current income tax*

Current income tax assets and liabilities for the current and prior periods are measured at the amount expected to be recovered from or paid to the taxation authorities. The tax rates and tax laws used to compute the amounts are those that have been enacted or substantively enacted as of the end of the reporting period.

#### *Deferred income tax*

Deferred income tax is provided, using the balance sheet liability method, on all temporary differences at the balance sheet date between the tax bases of assets and liabilities and their carrying amounts for financial reporting purposes.

Deferred income tax liabilities are recognized for all taxable temporary differences, including asset revaluations. Deferred income tax assets are recognized for deductible temporary differences, carryforward benefits of unused tax credits from the excess of minimum corporate income tax (MCIT) over the regular corporate income tax, and unused net operating loss carryover (NOLCO), to the extent that it is probable that sufficient future taxable profit will be available against which the deductible temporary differences and carryforward benefits of unused tax credits from excess MCIT and unused NOLCO can be utilized. Deferred income tax, however, is not recognized on temporary differences that arise from the initial recognition of an asset or liability in a transaction that is not a business combination and, at the time of the transaction, affects neither the accounting income nor taxable income.

Deferred income tax liabilities are not provided on taxable temporary differences associated with investments in domestic subsidiaries. With respect to investments in foreign subsidiaries, deferred income tax liabilities are recognized except where the timing of the reversal of the temporary difference can be controlled and it is probable that the temporary difference will not reverse in the foreseeable future.

The carrying amount of deferred income tax assets is reviewed at each end of the reporting period and reduced to the extent that it is no longer probable that sufficient future taxable profit will be available to allow all or part of the deferred income tax assets to be utilized. Unrecognized deferred income tax assets are reassessed at each end of the reporting period and are recognized to the extent that it has become probable that sufficient future taxable profit will allow the deferred income tax assets to be recovered.

Deferred income tax assets and deferred income tax liabilities are measured at the tax rates that are applicable to the period when the asset is realized or the liability is settled, based on tax rates (and tax laws) that have been enacted or substantively enacted at the end of the reporting period.

Current income tax and deferred income tax relating to items recognized directly in equity are also recognized in equity and not in the consolidated profit or loss.

Deferred income tax assets and deferred income tax liabilities are offset if, and only if:

- (a) a legally enforceable right exists to set off current income tax assets against current income tax liabilities; and

- (b) deferred income taxes are levied by the same taxation authority on either: the same taxable entity or different taxable entities which intend either to settle current tax liabilities and assets on a net basis, or to realize the assets and settle the liabilities simultaneously, in each future period in which significant amounts of deferred income tax liabilities or assets are expected to be settled or recovered.

#### Earnings Per Share

Basic earnings per share (EPS) is computed by dividing net income and the total comprehensive income attributable to the equity holders of the Parent for the year by the weighted average number of common shares outstanding during the year after giving retroactive effect to stock dividends declared and stock rights exercised during the year, if any. The Company does not have potentially dilutive common shares as at December 31, 2022, 2021 and 2020.

#### Dividends

Dividends are recognized as a liability and deducted from equity when approved by the respective BOD of the Company and subsidiaries. Dividends for the year that are approved after the end of reporting period are dealt with as an event after the end of the reporting period.

#### Events After the Reporting Period

Post year-end events that provide additional information about the Group's position at the end of the reporting period (adjusting events) are reflected in the consolidated financial statements. Post year-end events that are not adjusting events are disclosed in the notes to consolidated financial statements when material.

#### Segment Reporting

The Group's operating businesses are organized and managed separately according to the nature of the products and services provided, with each segment representing a strategic business unit that offers different products and serves different markets. Financial information on business segments is presented in Note 6.

### **4. Significant Accounting Judgments, Estimates and Assumptions**

The preparation of the consolidated financial statements in accordance with PFRSs requires the Group to make estimates and assumptions that affect the reported amounts of assets, liabilities, income and expenses, other comprehensive income (loss) and disclosure of contingent assets and contingent liabilities. Future events may occur which will cause the assumptions used in arriving at the estimates to change. The effects of any change in estimates are reflected in the consolidated financial statements as they become reasonably determinable.

Judgments, estimates and assumptions are continually evaluated and are based on historical experience and other factors, including expectations of future events that are believed to be reasonable under the circumstances.

#### Judgments

In the process of applying the Group's accounting policies, management has made the following judgments, apart from those involving estimations, which have the most significant effect on amounts recognized in the consolidated financial statements.

#### *Determination of functional currency*

The Company's functional currency was determined to be the Peso. It is the currency of the primary economic environment in which the Company operates.



*Classification of financial instruments*

The Group classifies a financial instrument, or its component parts, on initial recognition either as a financial asset, a financial liability or an equity instrument in accordance with the substance of the contractual arrangement and the definition of a financial asset, a financial liability or an equity instrument.

The substance of a financial instrument, rather than its legal form, governs its classification in the consolidated statements of financial position (see Note 29).

Classification and measurement of financial assets depend on the result of the SPPI and business model test. The Group determines the business model at a level that reflects how groups of financial assets are managed together to achieve particular business objectives. In classifying the investments not held for trading as at December 31, 2022 and 2021, the Group made an irrevocable election at initial recognition to designate the instruments as FVPL investments.

*Assessment of control over the entities for consolidation*

The Group has ownership interest on the entities discussed in Note 3. Management concluded that the Group controls those entities arising from voting rights and, therefore, consolidates the entities in its consolidated financial statements.

*Determining the classification of assets held for sale*

On November 19, 2021, the BOD authorized the management to proceed with the sale of all its AGP-SG shares, representing 21.4% ownership interest in AGP-SG, after negotiating with the potential buyer. Management believes that all the criteria for recognition of asset held for sale in accordance with PFRS 5 are met on that date. Accordingly, effective November 2021, the Group classified such investment as asset held for sale. On February 17, 2022, the said investment in associate held for sale was sold (see Note 13).

Estimates and Assumptions

The key assumptions concerning the future and other key sources of estimation and uncertainty at the balance sheet date, that have a significant risk of causing a material adjustment to the carrying amounts of assets and liabilities within the next financial year are discussed below.

*Provision for expected credit losses of receivables*

The Group uses a provision matrix to calculate ECLs for trade receivables. The provision rates are based on days past due.

The provision matrix is initially based on the Group's historically observed default rates. The Group calibrates the matrix to adjust the historical credit loss experience with forward-looking information. For instance, if forecasted economic conditions (i.e., gross domestic product) are expected to deteriorate over the next year which can lead to an increased number of defaults, the historical default rates are adjusted. At every reporting date, the historically observed default rates are updated and changes in the forward-looking estimates are analyzed.

The assessment of the correlation between historically observed default rates, forecasted economic conditions and ECLs is a significant estimate. The amount of ECLs is sensitive to changes in circumstances and of forecasted economic conditions. The Group's historical credit loss experience and forecast of economic conditions may also not be representative of customer's actual default in the future.

For the advances to related parties, the Group uses judgment, based on the best available facts and circumstances, including but not limited to, assessment of the related parties' operating activities (active or dormant), business viability and overall capacity to pay, in providing reserve allowance against recorded receivable amounts. These reserves are re-evaluated and adjusted as additional information is received.



Allowance for expected credit losses as at December 31, 2022 and 2021 amounted to ₱778.2 million and ₱782.7 million, respectively. Receivables and advances, net of valuation allowance, amounted to ₱2,488.9 million and ₱2,112.7 million as at December 31, 2022 and 2021, respectively (see Notes 10, 13 and 27).

*Valuation of unquoted equity investments*

Valuation of unquoted equity investments is normally based on one of the following:

- recent arm's-length market transactions;
- current fair value of another instrument that is substantially the same;
- the expected cash flows discounted at current rates applicable for terms with similar terms and risk characteristics; or
- other valuation models.

The determination of the cash flows and discount factors for unquoted equity investments requires significant estimation. In valuing the Group's unquoted equity instruments at fair value, management applied judgment in selecting the valuation technique and comparable companies and used assumptions in estimating future cash flows from its equity instruments considering the information available to the Group (see Note 29).

Unquoted equity investments amounted to ₱2,885.8 million and ₱1,827.3 million as at December 31, 2022 and 2021, respectively (see Notes 9 and 29).

*Impairment of FVOCI debt investments*

For FVOCI debt investments, the Group assesses the counterparty's ability to comply with the contractual obligations to pay out principal and interest. Further, the Group assesses whether the credit risk on that financial instrument has increased significantly since initial recognition. No impairment loss was recognized in 2022, 2021 and 2020. The carrying value of FVOCI debt investments amounted to ₱41.5 million and ₱46.4 million as at December 31, 2022 and 2021, respectively (see Note 12).

*Estimation of allowance for inventory and impairment losses*

The Group estimates the allowance for inventory obsolescence and impairment losses related to inventories based on specifically identified inventory items. The amounts and timing of recorded expenses for any period would differ if the Group made different judgments or utilized different estimates. An increase in allowance for inventory and impairment losses would increase the recorded expenses and decrease current assets.

Allowance for inventory losses and obsolescence amounted to ₱102.1 million and ₱103.6 million as at December 31, 2022 and 2021, respectively. The carrying amount of the inventories amounted to ₱1,695.0 million and ₱1,625.1 million as at December 31, 2022 and 2021, respectively (see Note 11).

*Estimation of useful lives of the Group's property and equipment and investment properties*

The Group estimates the useful lives of property and equipment and investment properties based on the period over which these assets are expected to be available for use. The estimated useful lives of these assets are reviewed periodically and are updated if expectations differ from previous estimates due to physical wear and tear, technical or commercial obsolescence, and legal or other limits on the use of the assets.

In addition, the estimation of the useful lives of these assets is based on collective assessment of internal technical evaluation and experience with similar assets. The amounts and timing of recorded expenses for any period would be affected by changes in these factors and circumstances.

As at December 31, 2022 and 2021, the carrying value of depreciable property and equipment and investment properties amounted to ₱2,799.4 million and ₱2,653.4 million, respectively (see Notes 14 and 15).

*Recoverability of investment in associates*

The carrying value of investments carried under the equity method are reviewed for impairment whenever events or changes in circumstances indicate that the carrying amount may not be recoverable. The Group's impairment test on investments carried at equity is based on value-in-use calculations that use a discounted cash flow model. The expected cash flows are estimated from the operations of the associates for the next five years, as well as the terminal value at the end of fifth year. The recoverable amount is most sensitive to the discount rates used for the discounted cash flow model, as well as the expected future cash inflows, revenue growth rates and long-term growth rates used for extrapolation purposes.

As discussed in Note 13, in 2019, the Group recognized impairment loss on its investment in AGP-SG amounting to ₱232.3 million (after considering the effect of dilution) and, due to accumulated equity in net losses, the carrying value of the investment has been reduced to nil as at December 31, 2020. As at December 31, 2021, the investment has been classified as noncurrent asset held-for-sale and was sold in February 17, 2022. The carrying amounts of the remaining investments in associates amounted to ₱354.4 million and ₱327.8 million as at December 31, 2022 and 2021, respectively (see Note 13).

*Impairment of non-financial assets*

## (a) Property and equipment and investment properties

The Group assesses impairment on assets whenever events or changes in circumstances indicate that the carrying amount of an asset may not be recoverable. The factors that the Group considers important which could trigger an impairment review include the following:

- significant underperformance relative to expected historical or projected future operating results;
- significant changes in the manner of use of the acquired assets or the strategy for overall business; and
- significant negative industry or economic trends.

As at December 31, 2022 and 2021, the carrying value of property and equipment and investment properties amounted to ₱3,177.2 million and ₱3,024.5 million, respectively (see Notes 14 and 15).

There is no impairment loss on property and equipment for each of the three years in the period ended December 31, 2022 (see Note 14). For investment properties, management recognized impairment loss amounting to ₱24.8 million in 2021 (nil in 2022 and 2020) (see Note 15).

## (b) Goodwill

The Group determines whether goodwill is impaired at least on an annual basis. This requires an estimation of the value-in-use of the cash-generating units to which the goodwill is allocated. In assessing the recoverability of the Group's goodwill, management exercised significant judgments and used assumptions such as revenue growth rates, discount rates and long-term growth rates in estimating the value-in-use of these cash-generating units.

As at December 31, 2022 and 2021, the carrying value of goodwill amounted to ₱1,302.3 million (see Note 7).

*Recognition of deferred income tax assets*

The Group reviews the carrying amounts of the deferred income tax assets at each end of the reporting period and reduces deferred income tax assets to the extent that it is no longer probable that sufficient future taxable profit will be available to allow all or part of the deferred income tax assets to be utilized. Significant management judgment is required to determine the amount of deferred income tax assets that can be recognized, based upon the likely timing and level of future taxable profits together with future tax planning strategies. However, there is no assurance that the Group will utilize all or part of the deferred income tax assets. As at December 31, 2022 and 2021 the Group recognized gross deferred income tax assets amounting to ₱121.0 million and ₱118.8 million, respectively. The Group has also temporary differences for which the deferred income tax assets are not recognized. Further details of the recognized and unrecognized deferred income tax assets are provided in Note 25.

#### *Determination of retirement benefits*

The cost of defined benefit pension plans, as well as the present value of the pension obligation is determined using actuarial valuations. The actuarial valuation involves making various assumptions. These include the determination of the discount rates, future salary increases, mortality rates and future pension increases. Due to the complexity of the valuation, the underlying assumptions and its long-term nature, defined benefit obligations are highly sensitive to changes in these assumptions. All assumptions are reviewed at each reporting date. Net retirement plan asset as at December 31, 2022 and 2021 amounted to ₱122.4 million and ₱147.1 million, respectively. Net retirement benefits payable as at December 31, 2022 and 2021 amounted to ₱39.9 million and ₱48.1 million, respectively. Further details are provided in Note 24.

In determining the appropriate discount rate, management considers the interest rates of government bonds that are denominated in the currency in which the benefits will be paid, with extrapolated maturities corresponding to the expected duration of the defined benefit obligation. The mortality rate is based on publicly available mortality tables for the specific country and is modified accordingly with estimates of mortality improvements. Future salary increases and pension increases are based on expected future inflation rates for the specific country. Further details about the assumptions used are provided in Note 24.

#### *Provisions and contingencies*

Judgment is exercised by management to distinguish between provisions and contingencies. Policies on recognition of provision and disclosure of contingencies are discussed in Notes 3 and 32, respectively.

## 5. Revenue from Contracts with Customers

Set out below is the disaggregation of the Group's revenue from contracts with customers:

	For the Year Ended December 31, 2022			
	Cable and Wire Manufacturing	Resorts Operations and Villa Development	Other Operations*	Total
Type of revenues:				
Sale of goods	₱10,727,755,227	₱ -	₱ -	₱10,727,755,227
Services	-	1,088,755,491	203,351,423	1,292,106,914
Total revenue from contracts with customers	₱10,727,755,227	₱ 1,088,755,491	₱ 203,351,423	₱12,019,862,141
Timing of revenue recognition:				
At a point in time	₱10,727,755,227	₱ 611,669,341	₱ 203,351,423	₱11,542,775,991
Over time	-	477,086,150	-	477,086,150
Total revenue from contracts with customers	₱10,727,755,227	₱ 1,088,755,491	₱ 203,351,423	₱12,019,862,141

\*Other Operations include ASAC and AHL.

For the Year Ended December 31, 2021				
	Cable and Wire Manufacturing	Resorts Operations and Villa Development	Other Operations*	Total
Type of revenues:				
Sale of goods	₱ 8,751,666,475	₱ -	₱ -	₱ 8,751,666,475
Services	-	836,086,850	177,366,999	1,013,453,849
Total revenue from contracts with customers	₱ 8,751,666,475	₱ 836,086,850	₱ 177,366,999	₱ 9,765,120,324
Timing of revenue recognition:				
At a point in time	₱ 8,751,666,475	₱ 345,111,557	₱ 177,366,999	₱ 9,274,145,031
Over time	-	490,975,293	-	490,975,293
Total revenue from contracts with customers	₱ 8,751,666,475	₱ 836,086,850	₱ 177,366,999	₱ 9,765,120,324

\*Other Operations include ASAC and AHL.

For the Year Ended December 31, 2020				
	Cable and Wire Manufacturing	Resorts Operations and Villa Development	Other Operations*	Total
Type of revenues:				
Sale of goods	₱ 6,448,195,660	₱ -	₱ -	₱ 6,448,195,660
Services	-	646,324,208	121,245,761	767,569,969
Total revenue from contracts with customers	₱ 6,448,195,660	₱ 646,324,208	₱ 121,245,761	₱ 7,215,765,629
Timing of revenue recognition:				
At a point in time	₱ 6,448,195,660	₱ 379,854,673	₱ 121,245,761	₱ 6,949,296,094
Over time	-	266,469,535	-	266,469,535
Total revenue from contracts with customers	₱ 6,448,195,660	₱ 646,324,208	₱ 121,245,761	₱ 7,215,765,629

\*Other Operations include ASAC and AHL.

*Contract liabilities*

Contract liabilities amounted to P101.1 million and P76.1 million as at December 31, 2022 and 2021, respectively. These pertain to customer advances received for customer orders (see Note 18). In 2022, 2021 and 2020, the Group recognized revenue from sales of goods and services from the contract liabilities amounting to P76.1 million, P54.3 million and P52.7 million, respectively.

Information about the Group's performance obligations are summarized below:

*Sale of goods*

The Group enters into contracts to sell with one identified performance obligation, which is satisfied upon delivery of the goods. Receivables are generally collected within 30 to 60 days from the delivery of goods and receipt of invoice.

*Villa development project*

The performance obligation is satisfied at a point in time and payment is generally received in advance during the construction of the villa.

*Resort operations*

This pertains to the services provided to the guests which is satisfied over time. Some payments are received in advance from the guests.

## 6. Segment Information

The Company and its subsidiaries' operating businesses are organized and managed separately according to the nature of the products or services offered, as discussed below.

- Holding company segment pertains to the operations of the Company.
- Resort Operations segment pertains to the Company's subsidiary providing hotel and resort accommodation, relaxation and entertainment, among others, while Villa Development includes the sale of villa lots, construction of structures and set-up of furniture, fixture and equipment. In 2022, 2021 and 2020, the Group has no sale of villa lots and construction of structures.
- Cable and Wire Manufacturing segment pertains to the Company's subsidiaries engaged in manufacturing, importing, exporting, buying, selling or otherwise dealing in, at wholesale, goods such as building wires, power cables, aluminum wires and cables, copper rods, automotive wires and other energy-related goods of electrical nature, including all equipment, materials, supplies used or employed in or related to the manufacture of its finished products.
- Other operations include air transportation, hangarage, real estate holding and management.

Amounts for the investments in associates comprise the Group's cost, equity in net losses and impairment loss.

Majority of the companies within the Group were incorporated and operating within the Philippines. The amounts disclosed were determined consistent with the measurement basis under PFRSs.

The following tables present the financial information of the business segments as at and for the years ended December 31, 2022, 2021 and 2020 (in thousands):

	Before Eliminations					Total	Eliminations	Consolidated
	Holding Company (Parent)	Resort Operations and Villa Development	Cable and Wire Manufacturing	Other Operations <sup>1</sup>				
As at and for the year ended December 31, 2022								
Revenues, excluding interest income <sup>2</sup>	P 2,001,817	P 1,088,755	P 10,727,755	P 1,523,882	P 15,342,209	(P 3,027,040)	P 12,315,169	
Interest income	55,085	5,277	6,929	171	67,462	—	67,462	
Investment gains (losses)	(704,043)	—	12,900	1,512,594	821,451	393,962	1,215,413	
Interest expense	(10)	(68)	(1,186)	—	(1,264)	(3,424)	(4,688)	
Income tax expense (benefit from income tax)	(88,695)	36,231	295,120	7,494	250,150	(7,995)	242,155	
Equity in net earnings	—	—	—	26,640	26,640	—	26,640	
Net income	2,276,878	143,464	956,472	2,732,632	6,109,446	(3,253,404)	2,856,042	
Total assets	18,911,599	2,014,456	6,006,014	14,731,925	41,663,994	(16,525,759)	25,138,235	
Investments and advances	7,044,805	97,747	—	282,486	7,425,038	(7,068,007)	357,031	
Property and equipment	10,810	692,085	829,783	197,676	1,730,354	974,755	2,705,109	
Total liabilities	801,443	706,365	602,851	2,180,317	4,290,976	(1,766,471)	2,524,505	
Depreciation and amortization	18,172	111,388	112,238	66,297	308,095	16,293	324,388	
Cash flows from (used in):								
Operating activities	665,146	167,097	564,622	(203,686)	1,193,179	(1,001,272)	191,907	
Investing activities	1,234,073	(63,403)	(251,639)	165,774	1,084,805	300,253	1,385,058	
Financing activities	(1,319,919)	(161,411)	(336,939)	12,091	(1,806,178)	526,461	(1,279,717)	

<sup>1</sup> Other Operations include ASAC, AAC, Anscorcon, AI, AHI, IAI and the Group's equity in net earnings (losses) of associates and impairment loss.

<sup>2</sup> Majority of the revenues of the Group were derived in the Philippines.

	Before Eliminations					Total	Eliminations	Consolidated
	Holding Company (Parent)	Resort Operations and Villa Development	Cable and Wire Manufacturing	Other Operations <sup>1</sup>				
As at and for the year ended December 31, 2021								
Revenues, excluding interest income <sup>2</sup>	P 1,417,559	P 836,087	P 8,751,666	P 1,168,237	P 12,173,549	(P 2,009,000)	P 10,164,549	
Interest income	48,849	1,942	2,657	86	53,534	—	53,534	
Investment gains (losses)	1,984,265	—	2,100	856,009	2,842,374	(1,717,781)	1,124,593	
Interest expense	(9)	(233)	(9,027)	(1,169)	(10,438)	178	(10,260)	
Income tax expense (benefit from income tax)	51,886	21,533	304,230	10,498	388,147	(7,995)	380,152	
Equity in net earnings	—	—	—	11,410	11,410	—	11,410	
Net income	3,359,704	77,733	909,950	1,789,262	6,136,649	(3,599,056)	2,537,593	
Total assets	19,252,541	1,910,305	5,355,905	14,653,052	41,171,803	(17,546,829)	23,624,974	
Investments and advances	7,556,096	97,747	—	2,153,034	9,806,877	(9,477,444)	329,433	
Property and equipment	7,261	703,161	680,194	152,365	1,542,981	1,001,406	2,544,387	
Total liabilities	891,199	596,838	659,955	3,186,100	5,334,092	(2,766,224)	2,567,868	
Depreciation and amortization	18,326	111,534	112,870	53,507	296,237	6,358	302,595	
Cash flows from (used in):								
Operating activities	857,570	262,620	109,205	(234,382)	995,013	(482,006)	513,007	
Investing activities	(180,406)	(181,838)	63	930,261	568,080	(661,683)	(93,603)	
Financing activities	(648,687)	15,894	(410,850)	(665,434)	(1,709,077)	922,770	(786,307)	

<sup>1</sup> Other Operations include ASAC, AAC, Anscorcon, AI, AHI, IAI and the Group's equity in net earnings (losses) of associates and impairment loss.

<sup>2</sup> Majority of the revenues of the Group were derived in the Philippines.

	Before Eliminations								
	Holding Company (Parent)	Resort Operations and Villa Development	Cable and Wire Manufacturing	Other Operations <sup>1</sup>		Total	Eliminations	Consolidated	
As at and for the year ended December 31, 2020									
Revenues, excluding interest income <sup>2</sup>	P 1,533,497	P 646,324	P 6,448,196	P 1,095,519	P 9,723,536	(P 2,248,661)	P 7,474,875		
Interest income	66,254	4,938	10,918	94	82,204	—	82,204		
Investment gains (losses)	(730,936)	—	(2,800)	746,378	12,642	(88,013)	(75,371)		
Interest expense	2,536	245	16,898	4,977	24,656	(245)	24,411		
Income tax expense (benefit from income tax)	(1,694)	13,698	284,623	2,688	299,315	(7,995)	291,320		
Equity in net losses and impairment loss	—	—	—	(598,006)	(598,006)	—	(598,006)		
Net income	569,610	626	692,026	1,138,401	2,400,663	(2,231,938)	168,725		
Total assets	17,394,215	1,783,053	4,866,355	13,323,536	37,367,159	(15,764,874)	21,602,285		
Investments and advances	7,623,492	—	—	2,044,491	9,667,983	(9,349,654)	318,329		
Property and equipment	7,128	752,878	595,628	97,151	1,452,785	1,028,056	2,480,841		
Total liabilities	565,491	551,421	833,657	3,078,431	5,029,000	(2,687,105)	2,341,895		
Depreciation and amortization	17,892	108,128	96,110	46,184	268,314	23,860	292,174		
Cash flows from (used in):									
Operating activities	1,292,360	13,038	693,227	281,550	2,280,175	(327,241)	1,952,934		
Investing activities	(116,222)	(181,208)	(62,843)	615,788	255,515	(86,132)	169,383		
Financing activities	(896,645)	76,367	(406,193)	(887,940)	(2,114,411)	781,182	(1,333,229)		

<sup>1</sup> Other Operations include ASAC, AAC, Anscorcon, AI, AHI, IAI and the Group's equity in earnings (losses) of associates and impairment loss.

<sup>2</sup> Majority of the revenues of the Group were derived in the Philippines.

## 7. Business Combinations

- a. Goodwill represents the excess of acquisition cost of the following subsidiaries over Anscor's share in the fair value of their net assets. As at December 31, 2022 and 2021, the carrying amount of goodwill allocated to each cash-generating unit (subsidiaries) is as follows:

PDP	P 1,202,945,277
SSRLI (Note 30)	99,330,987
	<b>P 1,302,276,264</b>

- b. Impairment Testing of Goodwill

- i. PDP Group

The recoverable amount of the investment in PDP Group has been determined based on the value-in-use calculation using cash flow projections from financial budgets approved by senior management covering a four or five-year period.

The key assumptions used to determine the recoverable amount as at December 31, 2022 and 2021 are discussed below:

### Discount rate

Discount rate is consistent with the risk-free industry interest rate. The pre-tax discount rates applied to cash flow projections in 2022 and 2021 are 12.9% and 11.9% respectively.

### Terminal value

Terminal value is computed based on Gordon Growth model, which is the quotient of the normalized value of free cash flows assuming a long-term growth rate of 4.7% and 4.5% in 2022 and 2021, respectively, and the difference between the discount rate and growth rate.

*Growth rate*

PDP Group assumed a growth rate of 5.0% in 2022 and 2021, respectively. Management used the average industry growth rate for the forecast.

*Sensitivity to changes in assumptions*

Management believes that no reasonably possible change in any of the key assumptions would cause the carrying value of the cash-generating unit to materially exceed its recoverable amount.

## ii. SSRLI

The recoverable amount of the investment in SSRLI has been determined based on the value-in-use calculation using cash flow projections from financial budgets approved by senior management covering a five-year period. The key assumptions used to determine the recoverable amount as at December 31, 2022 and 2021 are discussed below:

*Discount rate*

Discount rate is consistent with the risk-free industry interest rate. The pre-tax discount rate applied to cash flow projections in 2022 and 2021 are 12.9% and 11.1%, respectively.

*Terminal value*

Terminal value is computed based on Gordon Growth model, which is the quotient of the normalized value of free cash flows assuming a long-term growth rate of 5.4% and 4.9% in 2022 and 2021, and the difference between the discount rate and growth rate.

*Growth rate*

Growth rate assumptions for the five-year cash flow projections in 2022 and 2021 are supported by the different initiatives of SSRLI. SSRLI used 1.57% to 10.78% and 9.5% to 20.8% growth rate in revenue for its cash flow projection in 2022 and 2021, respectively.

*Sensitivity to changes in assumptions*

Management believes that no reasonably possible change in any of the key assumptions would cause the carrying value of the cash-generating unit to materially exceed its recoverable amount.

## 8. Cash and Cash Equivalents

	2022	2021
Cash on hand and in banks	₱ 1,334,687,516	₱ 1,692,599,481
Cash equivalents	1,613,714,139	1,036,630,915
	₱ 2,948,401,655	₱ 2,729,230,396

Cash in banks earn interest at the respective bank deposit rates. Cash equivalents are made for varying periods of up to three months depending on the immediate cash requirements of the Group. These investments earn interest at prevailing rates (see Note 23).



## 9. FVPL Investments

	2022	2021
Quoted equity shares	₱ 6,334,416,035	₱ 7,405,486,958
Unquoted equity shares	2,885,848,761	1,827,306,698
Funds and equities	2,139,724,268	1,790,855,560
Proprietary shares	518,127,073	399,877,073
Bonds	162,948,774	246,425,256
Others	5,739,091	7,862,440
	₱ 12,046,804,002	₱ 11,677,813,985

This account consists of investments that are designated as FVPL and held-for-trading investments. Quoted equity shares consist of marketable equity securities that are listed and traded in the Philippine Stock Exchange (PSE), Nasdaq Stock Market (NASDAQ) and New York Stock Exchange (NYSE). The fair market values of these listed shares are based on their quoted market prices as at December 31, 2022 and 2021, which are assessed to be the exit prices.

Held-for-trading investments include foreign currency-denominated mutual/hedge funds, and equity investments that are managed together on a fair value basis. These investments are classified under funds and equities.

Designated FVPL investments consist of foreign currency-denominated fixed income securities with embedded derivatives (e.g., call and put options) that significantly modify the security's cash flow. These investments are classified under bonds.

FVPL investments in bonds represent foreign currency-denominated bond securities with variable and fixed interest rates. The FVPL coupon interest rate per annum ranges from 2.3% to 8.3%, 4.2% to 6.5%, and 2.4% to 8.3% in 2022, 2021 and 2020, respectively.

As at December 31, 2022 and 2021, the Group has equity investments amounting to ₱11,883.9 million and ₱11,431.4 million, respectively.

The fair values of the unquoted equity shares are based on valuation techniques as at December 31, 2022 and 2021, which are assessed using income, market and cost approach (adjusted net asset value method).

The Group's FVPL unquoted equity shares and significant investment in funds and equities include the following:

### a. KSA Realty Corporation (KSA)

As at December 31, 2022 and 2021, the Company's investment in KSA amounted to ₱1,021.7 million (see Note 29).

The Company earned cash dividends from KSA amounting to ₱100.7 million, ₱185.6 million and ₱121.4 million in 2022, 2021 and 2020, respectively.

### b. Madaket, Inc. (Madaket)

Madaket developed Electronic Data Interchange Enrollment, a service platform that automates healthcare provider data management processes in the United States.

The Group, through AI, recognized losses in fair value adjustment in its investment in Madaket amounting to ₱16.4 million in 2020 (nil in 2022 and 2021).

As at December 31, 2022 and 2021, the Group's total investment in Madaket, inclusive of foreign exchange adjustment, amounted to nil.

**c. Element Data, Inc. (Element Data)**

Element Data, a Seattle, Washington-based Artificial Intelligence Company which uses Decision Intelligence platform incorporates a deep learning knowledge-graph with an active sense-and-response architecture, powering a decision intelligence engine that understands complex interdependencies between data and people.

In 2019, the Group, through AI recognized losses on fair value adjustment amounting to ₱26.7 million in its investment in Element Data (nil in 2022, 2021 and 2020).

Total investment carrying value in Element Data amounted to nil as at December 31, 2022 and 2021. On December 31, 2022, the said investment was sold with a consideration of US\$1 (₱55).

**d. Navegar I LP (Navegar I)**

The Group, through AI, recognized a gain (loss) on fair market value adjustment in its investment in Navegar I amounting to ₱21.5 million, ₱2.0 million and (₱2.4 million) in 2022, 2021 and 2020, respectively.

Total investment in Navegar I, inclusive of foreign exchange adjustment, amounted to ₱50.0 million and ₱25.4 million as at December 31, 2022 and 2021, respectively.

As at December 31, 2022 and 2021, the Group's remaining capital commitment to be called for Navegar I amounted to US\$0.04 million and US\$0.05 million, respectively.

**e. Navegar II LP (Navegar II)**

In 2019, the Group, through AI committed to invest US\$10.0 million in Navegar II. AI invested US\$1.70 (₱92.70 million), US\$1.49 million (₱76.08 million), and US\$1.0 million (₱46.5 million) in 2022, 2021 and 2020, respectively.

In 2022, 2021 and 2020, the Group recognized gains on fair market value adjustment in its investment in Navegar II amounting to ₱9.2 million and ₱31.8 million and ₱14.2 million, respectively.

Total investment in Navegar II, inclusive of foreign exchange adjustment, amounted to ₱286.4 million and ₱183.6 million as at December 31, 2022 and 2021, respectively.

As at December 31, 2022 and 2021, the Group's remaining capital commitment to be called for Navegar II amounted to US\$5.6 million (₱312.2 million) and US\$7.3 million (₱372.2 million), respectively.

**f. Sierra Madre Philippines I LP (Sierra Madre)**

Sierra Madre focuses on providing growth capital to small and mid-sized Philippine companies. The Group committed to invest US\$9.0 million in Sierra Madre.

In 2022, 2021 and 2020, the Group, through AI made additional investments to Sierra Madre amounting to US\$3.2 million (P175.9 million), US\$1.2 million (P63.5 million), and US\$1.1 million (P52.8 million), respectively. In 2022, the Group received distribution notice amounting to US\$0.6 million (P35.7 million (nil in 2021)).

The Group, recognized gain (loss) on fair market value adjustment amounting to (P39.2 million), P120.6 million and (P23.2 million), in 2022, 2021 and 2020, respectively.

As at December 31, 2022 and 2021, total investment in Sierra Madre, inclusive of foreign exchange adjustment, amounted to P498.0 million and P326.7 million, respectively.

As at December 31, 2022 and 2021, the Group's remaining capital commitment to be called for Sierra Madre amounted to US\$0.6 million (P33.4 million) and US\$4.4 million (P224.4 million), respectively.

**g. Asia Partners I LP, Asia Partners II LP and Asia Partners SCI (collectively Asia Partners)**

In 2021, the Group, through AI committed to invest US\$6.0 million in Asia Partners I LP, a Singapore-based private equity fund focused on high growth technology and technology enabled companies across Southeast Asia. In addition, the Group committed to invest US\$1.0 million in Asia Partners SCI and US\$10.0 million in Asia Partners II, LP.

In 2022 and 2021, the Group, made investment to Asia Partners amounting to US\$4.0 million (P219.1 million) and US\$5.2 million (P263.9 million), respectively.

In 2022 and 2021, the Group recognized gain on fair market value adjustment in its investment in Asia Partners amounting to P72.4 million and P5.9 million, respectively.

As at December 31, 2022 and 2021, total investment in Asia Partners, inclusive of foreign exchange adjustment, amounted to P591.71 million and P269.9 million, respectively.

As at December 31, 2022 and 2021, the Group's remaining capital commitment to be called for Asia Partners amounted to US\$9.0 million (P502.5 million) and US\$9.0 million (P458.9 million), respectively.

**h. Blue Voyant**

In 2022, the Group, through AI invested US\$3.0 million (P154.3 million) in Blue Voyant, a cybersecurity company that enables cybersecurity defense and protection through technology and tailored services. No recognized gains or losses during year. As at December 31, 2022, total investment in Blue Voyant inclusive of foreign exchange and investment amounted to P167.3 million.

**i. Third Prime Alpha III-A and Third Prime (Kafene B) (collectively Third Prime Series)**

In 2022, the Group, through AI invested US\$0.6 million (P31.8 million) in Third Prime Alpha III-A, a venture firm focused primarily on the FinTech, PropTech and Crypto sectors. In addition, AI invested US\$1.5 million (P79.3 million) in Third Prime (Kafene B).

In 2022, the Group recognized fair market value loss adjustment in its investment in Third Prime Alpha III-A and Third Prime (Kafene B) amounting to ₱0.5 million and ₱0.1 million, respectively.

As at December 31, 2022, the Group's remaining capital commitment to be called for Third Prime Alpha III-A amounted to US\$1.5 million (₱83.6 million).

As at December 31, 2022, total investment in Third Prime Alpha III-A and Third Prime (Kafene B), inclusive of foreign exchange adjustment, amounted to ₱32.9 million and ₱84.4 million, respectively.

Net gains (losses) on increase (decrease) in market value of FVPL investments as at December 31 are as follows (in millions):

	Unrealized Valuation Gains (Losses) in Market Value		Gains (Losses) on Increase (Decrease) in Market Value of FVPL Investments in 2022
	2022	2021	
Quoted equity shares	₱ 2,443.0	₱ 3,353.2	(₱ 910.2)
Unquoted equity shares	726.2	633.7	92.5
Proprietary shares	476.2	357.9	118.3
Funds and equities	(231.3)	91.1	(322.4)
Bonds	(63.5)	(42.5)	(21)
Others	(1.0)	1.0	(2)
Total	3,349.6	4,394.4	(1,044.8)
Add realized gain on sale of FVPL investments			50.7
Net loss on increase in market value of FVPL investments			(₱ 994.1)

	Unrealized Valuation Gains (Losses) in Market Value		Gains (Losses) on Increase (Decrease) in Market Value of FVPL Investments in 2021
	2021	2020	
Quoted equity shares	₱ 3,353.2	₱ 2,613.9	₱ 739.3
Unquoted equity shares	633.7	491.2	142.5
Proprietary shares	357.9	321.7	36.2
Funds and equities	91.1	44.9	46.2
Bonds	(42.5)	(17.8)	(24.7)
Others	1.0	3.7	(2.7)
Total	4,394.4	3,457.6	936.8
Add realized gain on sale of FVPL investments			187.3
Net gain on increase in market value of FVPL investments			₱ 1,124.1

	Unrealized Valuation Gains (Losses) in Market Value		Gains (Losses) on Increase (Decrease) in Market Value of FVPL Investments
	2020	2019	in 2020
Quoted equity shares	P 2,613.9	P 3,084.1	(P 470.2)
Unquoted equity shares	491.2	456.6	34.6
Proprietary shares	321.7	325.5	(3.8)
Funds and equities	44.9	(15.7)	60.6
Bonds	(17.8)	(17.3)	(0.5)
Others	3.7	(1.4)	5.1
Total	3,457.6	3,831.8	(374.2)
Add realized gain on sale of FVPL investments			297.7
Net loss on decrease in market value of FVPL investments			(P 76.5)

There were no outstanding forward transactions as at December 31, 2022, 2021 and 2020.

## 10. Receivables

	2022	2021
Trade	P 2,312,815,653	P 1,935,826,780
Receivables from villa owners	100,880,108	37,908,027
Interest receivable	8,563,901	6,172,679
Dividend receivable	—	22,251,559
Others	31,545,240	29,144,224
	2,453,804,902	2,031,303,269
Less allowance for expected credit losses	213,380,443	217,882,662
	P 2,240,424,459	P 1,813,420,607

Trade receivables are noninterest-bearing and are normally settled on a 30 to 60 days term.

Receivables from villa owners pertain to SSRLI's net rental share and handling fees and reimbursable expenses such as guest supplies and other amenities, operating supplies, utilities, manpower, laundry services and other materials used for repairs and maintenance of the villas.

Interest receivable pertains to accrued interest income from cash and cash equivalents, notes receivable, FVPL and FVOCI investments in debt instruments.

Dividend receivable in 2021 pertains to uncollected dividend income from investments in equity securities. This was subsequently collected in 2022.

Movements in the allowance for expected credit losses of trade and other receivable accounts are as follows:

	2022		
	Interest and Trade	Others	Total
At January 1	P 216,292,344	P 1,590,318	P 217,882,662
Provision for the year (Note 23)	906,550	—	906,550
Write-off	(5,327,273)	—	(5,327,273)
Recoveries (Note 23)	(81,496)	—	(81,496)
At December 31	P 211,790,125	P 1,590,318	P 213,380,443

	2021		
	Interest and Trade	Others	Total
At January 1	P 186,825,539	P 1,590,318	P 188,415,857
Provision for the year (Note 23)	29,731,764	—	29,731,764
Write-off	(264,959)	—	(264,959)
At December 31	P 216,292,344	P 1,590,318	P 217,882,662

## 11. Inventories

	2022	2021
At cost:		
Raw materials	P 296,310,774	P 153,323,893
Aircraft parts in transit	43,135,148	30,615,926
Reel inventory	23,320,516	9,519,683
Materials in transit	22,353,279	377,956,695
Food and beverage	16,845,661	10,964,889
	<b>401,965,378</b>	582,381,086
At net realizable value:		
Finished goods - net of allowance for inventory obsolescence of P32.0 million in 2022 and P34.1 million in 2021	746,835,910	611,042,906
Work in process - net of allowance for inventory obsolescence of P6.0 million in 2022 and P6.2 million in 2021	180,931,430	136,257,388
Raw materials - net of allowance for inventory obsolescence of P13.3 million in 2022 and P12.8 million in 2021	210,425,667	181,605,892
Spare parts and operating supplies - net of allowance for inventory obsolescence of P40.6 million in 2022 and P40.3 million in 2021	120,207,854	83,676,820
Aircraft spare parts and supplies - net of allowance for inventory obsolescence and losses of P9.6 million in 2022 and 2021	34,067,346	29,555,553
Construction-related materials - net of allowance for inventory obsolescence of P0.6 million in 2021 and 2020	605,556	605,556
	<b>1,293,073,763</b>	1,042,744,115
	<b>P1,695,039,141</b>	P 1,625,125,201

The total cost of inventories carried at NRV amounted to P1.4 billion and P1.1 billion as at December 31, 2022 and 2021, respectively.

Net provision for inventory obsolescence recognized in 2022, 2021 and 2020, which was recorded under “Materials used and changes in inventories”, amounted to ₱1.6 million, ₱18.8 million, and ₱1.5 million respectively (see Note 21).

Aircraft parts in transit are purchased from suppliers abroad under Freight on Board Shipping Point. These items are in the custody of either the Bureau of Customs or freight forwarder as at December 31, 2022 and 2021.

Operating supplies pertain to inventory items used in providing services such as printing, cleaning and office and guest supplies.

Construction-related materials are excess materials and supplies from Villa Development Project. These are held for use in construction of villa or future repair or renovation of villas.

Inventories charged to cost of goods sold and services sold amounted to ₱8,633.7 million, ₱6,697.5 million, and ₱4,675.9 million in 2022, 2021 and 2020, respectively (see Note 21).

## 12. FVOCI Investments

As at December 31, 2022 and 2021, FVOCI investments amounted to ₱41.5 million and ₱46.4 million, respectively, and these were recognized under noncurrent assets.

FVOCI investments in bonds represent the following:

- a. Foreign currency-denominated bond securities are subject to variable and fixed coupon interest rate per annum ranging from 2.35% to 6.13% in 2022, 4.13% to 6.13% in 2021 and 4.00% to 5.95% in 2020. Maturity dates range from February 16, 2025 to June 30, 2028 for bonds held as at December 31, 2022 and October 31, 2026 to June 30, 2028 for bonds held as at December 31, 2021.
- b. Geothermal Project

In January 2014, a loan and investment agreement was entered by the Company with SKI Construction Company, Inc. (SKI), Red Core Investment Corp. (Red Core), Tayabas Power, Tiaong Geothermal Power, Inc. (Tiaong Power) and San Juan Geothermal Power, Inc. (San Juan Power), collectively referred to as Red Core Group to jointly survey and explore the geothermal energy potential in the areas defined by the Tayabas, Tiaong and San Juan Geothermal Renewable Energy Service Contract (GRESO). Under this agreement, the Company committed to lend up to ₱172.0 million for the exploration phase of the three sites.

The Company may choose to convert each note into common shares of the three operating companies: Tayabas Power, Tiaong Power and San Juan Power to achieve 9.1% stake in each of these entities. If the Company opts not convert the note within the agreed time frame, these notes will accrue interest until they mature 62 months from the initial drawdown date.

In 2017, the Company recognized ₱82.9 million impairment loss, bringing the investment balance to nil as at December 31, 2022 and 2021.

In March 2018, the Company filed before the Regional Trial Court of Makati City a civil case for specific performance in order to compel Red Core Group to comply with the provisions of the loan and investment agreement signed by the parties. On November 23, 2020, the Court partially granted the Motion for Summary Judgment filed by the Company.

On August 15, 2022, the Court rendered a decision ordering Red Core Investments Corporation to pledge all its shares in Tayabas Geothermal Power, Inc., Tiaong Geothermal Power, Inc., and San Juan Geothermal Power Inc. and execute a deed of pledge in favor of the Company. The Court also decided to dismiss the claim of the Company for exemplary damages amounting to ₱0.1 million but granted the Company Attorney's fees amounting to ₱0.6 million and cost of suit against Red Core Group plus legal interest from judicial demand until amount is fully paid.

On October 3, 2022, the Company filed a demand for payment under the loan and investment agreement to Red Core Group. As of March 1, 2023, the Company is yet to collect the amount due from Red Core Group.

In 2022, 2021 and 2020, gain on sale of FVOCI investments amounted to ₱0.8 million, ₱0.5 million, and ₱1.2 million, respectively.

Below is the rollforward of the unrealized valuation gains (losses) on FVOCI investments recognized in equity:

	2022	2021
Beginning balance	₱ 273,449	₱ 2,521,749
Loss recognized directly in equity - net of tax	(2,884,259)	(1,849,250)
Amount removed from equity and recognized in consolidated statement of comprehensive income - net of tax	(573,124)	(399,050)
Ending balance	(₱ 3,183,934)	₱ 273,449

### 13. Investments and Advances

	2022	2021
Investments at equity - net of valuation allowance	₱ 354,423,186	₱ 327,783,660
Advances - net of allowance for expected credit losses of ₱564.8 million in 2022 and 2021	2,608,113	1,649,622
	₱ 357,031,299	₱ 329,433,282

Investments at equity consist of:

	2022	2021
Acquisition cost		
Common shares and Preferred shares	₱ 722,121,654	₱ 2,680,072,537
Accumulated equity in net losses and impairment loss	(367,698,471)	(2,586,450,673)
Effect of foreign exchange differences	—	234,161,796
	₱ 354,423,183	₱ 327,783,660



The significant transactions involving the Group's investments in associates in 2022 and 2021 follow:

#### AGP-SG and AGP-BVI

AGPI is a BVI business company formed in 2010 in connection with the acquisition of equity of Atlantic, Gulf and Pacific Company of Manila, Incorporated. AGPI, through its subsidiary and associates, is focused on providing modular engineering and construction and general engineering design services, including, fabrication, assembly and manpower services, particularly in the oil, gas, petrochemical, power generation and mining industries. In 2018, the Group decided to focus on the development and construction of LNG terminals, transportation assets and platforms to deliver natural gas to end-customers and its related business (the "LNG Business") gas logistics due to the identified opportunity to combine the Group's expertise in liquefied natural gas (LNG) industry and decades-long experience in modular construction.

The principal place of business of AGP-SG is 600 North Bridge Road, Parkview Square, Singapore.

The total acquisition cost of the investment in AGP-SG amounted to US\$45.0 million (P1,958.0 million). The Group recognized an impairment loss of P232.3 million (after considering the effect of dilution) in 2019. In 2020 and 2019, the Group recognized equity in net losses amounting to P601.4 million and P294.1 million, respectively. The unrecognized share in net losses of AGP-SG as at December 31, 2020 amounted to P417.1 million. The Group is not committed to contribute to AGP-SG for any losses in excess of the cost of the investment.

The following are the significant financial information of AGP-SG as at and for the year ended December 31, 2020 (in millions):

#### Statements of Financial Position \*:

Current assets	P	6,125.2
Noncurrent assets		13,657.9
Current liabilities		9,391.9
Noncurrent liabilities		8,348.6
Equity		2,042.6

#### Statement of Comprehensive Income\*:

Revenue	P	4,646.9
Loss before tax		4,859.0
Net loss		4,952.4

*\*Based on the latest available unaudited financial information.*

As at December 31, 2020, the carrying value of the investment amounted to nil.

On November 19, 2021, the BOD authorized its representative to negotiate for the sale of all its AGP-SG shares with the potential buyer. Management believes that all the criteria for recognition of noncurrent asset held-for-sale (NCAHFS) in accordance with PFRS 5 are met on that date. Accordingly, effective November 2021, the Group discontinued the use of the equity method for its investment in AGP-SG and classified such investment as NCAHFS. Based on the available financial information, for the period ended before the classification as NCAHFS, AGP-SG incurred net losses and, as at date of classification as NCAHFS, the carrying value of the investment in AGP-SG remains nil. On February 17, 2022, the said investment in associate held for sale was sold for a total consideration of US\$35.8 million (P1,974.6 million). The Group recognized P2,208.8 million gain in its consolidated statements of comprehensive income, including the reversal of the related cumulative translation adjustment of P234.2 million.

**AIMP**

AIMP reported net income amounting to ₱133.5 million, ₱67.5 million and ₱23.3 million in 2022, 2021 and 2020, respectively. The Group recognized equity in net earnings amounting to ₱27.1 million, ₱13.5 million and ₱4.4 million in 2022, 2021 and 2020, respectively.

As at December 31, 2022 and 2021, the carrying value of the investment in AIMP amounted to ₱179.4 million and ₱152.3 million, respectively.

**FHI**

In 2021, FHI made a cash advance to the Company amounting to ₱76.6 million (nil in 2022). Total outstanding cash advance from FHI amounted to ₱104.3 million as of December 31, 2022 and 2021, respectively, which is presented under “Accounts payable and accrued expenses” (see Note 18).

FHI reported a net loss amounting to ₱1.9 million, ₱8.2 million and ₱5.5 million in 2022, 2021 and 2020, respectively. The Group recognized equity in net losses amounting to ₱0.5 million, ₱2.1 million and ₱1.4 million in 2022, 2021 and 2020, respectively.

As at December 31, 2022 and 2021, the carrying value of the investment and advances in FHI amounted to ₱175.0 million and ₱175.5 million, respectively.

**BM**

As at December 31, 2022 and 2021, the net carrying value of the Group’s investment in BM amounted to nil.

On December 31, 2022, the said investment in associate was sold with a consideration of \$1 (₱55).

**Prople Limited**

In 2020, Prople Limited redeemed the preference shares held by the Group amounting to ₱10.1 million.

As at December 31, 2022 and 2021, the net carrying value of AI’s investment in Prople Limited amounted to nil.

The Group has no share in the contingent liabilities of any associates as at December 31, 2022 and 2021.

In 2022 and 2021, the Group received advances from Prople Limited amounting to ₱32.4 million and ₱20.3 million, respectively.

## 14. Property and Equipment

2022						
	Land, Buildings and Improvements	Flight, Ground, Machineries and Other Equipment	Furniture, Fixtures and Office Equipment	Transportation Equipment	Construction in Progress	Total
<b>Cost</b>						
January 1	₱ 2,856,525,648	₱ 1,445,488,604	₱ 590,993,498	₱ 242,667,463	₱ 133,199,797	₱ 5,268,875,010
Additions	16,046,794	85,662,447	36,510,093	43,373,136	277,101,077	458,693,547
Reclassification	53,469,254	155,731,340	9,400,215	6,234,844	(224,835,653)	—
Retirement/disposals	—	—	(2,641,518)	(16,617,494)	—	(19,259,012)
<b>December 31</b>	<b>2,926,041,696</b>	<b>1,686,882,391</b>	<b>634,262,288</b>	<b>275,657,949</b>	<b>185,465,221</b>	<b>5,708,309,545</b>
<b>Accumulated Depreciation and Amortization</b>						
January 1	1,057,063,996	955,993,020	509,685,407	201,745,977	—	2,724,488,400
Depreciation and amortization (Note 21)	80,684,749	147,102,326	50,854,564	16,397,803	—	295,039,442
Retirement/disposals	—	—	(2,641,518)	(13,685,529)	—	(16,327,047)
<b>December 31</b>	<b>1,137,748,745</b>	<b>1,103,095,346</b>	<b>557,898,453</b>	<b>204,458,251</b>	<b>—</b>	<b>3,003,200,795</b>
<b>Net Book Value</b>	<b>₱ 1,788,292,951</b>	<b>₱ 583,787,045</b>	<b>₱ 76,363,835</b>	<b>₱ 71,199,698</b>	<b>₱ 185,465,221</b>	<b>₱ 2,705,108,750</b>

2021						
	Land, Buildings and Improvements	Flight, Ground, Machineries and Other Equipment	Furniture, Fixtures and Office Equipment	Transportation Equipment	Construction in Progress	Total
<b>Cost</b>						
January 1	₱ 2,827,677,520	₱ 1,299,169,781	₱ 562,058,832	₱ 227,167,476	₱ 15,247,681	₱ 4,931,321,290
Additions	759,943	107,695,404	23,829,693	14,579,629	194,947,264	341,811,933
Reclassification	28,088,185	38,623,419	5,104,973	5,178,571	(76,995,148)	—
Retirement/disposals	—	—	—	(4,258,213)	—	(4,258,213)
<b>December 31</b>	<b>2,856,525,648</b>	<b>1,445,488,604</b>	<b>590,993,498</b>	<b>242,667,463</b>	<b>133,199,797</b>	<b>5,268,875,010</b>
<b>Accumulated Depreciation and Amortization</b>						
January 1	974,260,193	823,535,504	470,055,166	182,629,005	—	2,450,479,868
Depreciation and amortization (Note 21)	82,803,803	132,457,516	39,630,241	23,375,185	—	278,266,745
Retirement/disposals	—	—	—	(4,258,213)	—	(4,258,213)
<b>December 31</b>	<b>1,057,063,996</b>	<b>955,993,020</b>	<b>509,685,407</b>	<b>201,745,977</b>	<b>—</b>	<b>2,724,488,400</b>
<b>Net Book Value</b>	<b>₱ 1,799,461,652</b>	<b>₱ 489,495,584</b>	<b>₱ 81,308,091</b>	<b>₱ 40,921,486</b>	<b>₱ 133,199,797</b>	<b>₱ 2,544,386,610</b>

Construction in progress includes cost of the on-going construction of the land and building improvements and cost of assembling machineries and equipment.

Depreciation amounted to ₱295.0 million, ₱278.3 million and ₱267.9 million in 2022, 2021 and 2020, respectively (see Note 21).

## 15. Investment Properties

	2022		
	Land	Condominium	Total
<b>Cost</b>			
January 1	₱ 241,924,965	₱ 293,595,000	₱ 535,519,965
Additions	6,607,517	—	6,607,517
<b>December 31</b>	<b>248,532,482</b>	<b>293,595,000</b>	<b>542,127,482</b>
<b>Accumulated Depreciation and Amortization</b>			
January 1	—	30,582,812	30,582,812
Depreciation and amortization (Note 21)	—	14,679,750	14,679,750
<b>December 31</b>	<b>—</b>	<b>45,262,562</b>	<b>45,262,562</b>
<b>Accumulated Impairment Loss</b>	<b>—</b>	<b>24,812,188</b>	<b>24,812,188</b>
<b>Net Book Value</b>	<b>₱ 248,532,482</b>	<b>₱ 223,520,250</b>	<b>₱ 472,052,732</b>

	2021		
	Land	Condominium	Total
<b>Cost</b>			
January 1	₱ 238,010,571	₱ 293,595,000	₱ 531,605,571
Additions	3,914,394	—	3,914,394
<b>December 31</b>	<b>241,924,965</b>	<b>293,595,000</b>	<b>535,519,965</b>
<b>Accumulated Depreciation and Amortization</b>			
January 1	—	15,903,062	15,903,062
Depreciation and amortization (Note 21)	—	14,679,750	14,679,750
<b>December 31</b>	<b>—</b>	<b>30,582,812</b>	<b>30,582,812</b>
<b>Accumulated Impairment Loss</b>			
Provision for impairment loss (Note 23)	—	24,812,188	24,812,188
<b>Net Book Value</b>	<b>₱ 241,924,965</b>	<b>₱ 238,200,000</b>	<b>₱ 480,124,965</b>

The Group's investment properties include 136.8 hectares of land in Palawan, 36.9 hectares of land in Cebu, and 97.4 hectares of land in Guimaras. Condominium pertains to the two (2) commercial condominium units purchased by the Company in 2019 and are held for lease to other parties and associate. The aggregate fair value of these investment properties as at December 31, 2022 amounted to ₱3.6 billion.

Fair valuation of the land properties was performed by professionally qualified, SEC-accredited and independent appraiser as at October 2022. The fair value was determined using the sales comparison approach which considers the sale of similar or substitute properties, related market data and the assets' highest and best use. The fair value of the investment properties is categorized as Level 3 which used adjusted inputs for valuation that are unobservable as of the date of valuation.

The inputs used were offer prices of similar land. Significant increases or decreases in offer price would result in higher or lower fair value of the asset.

The appraisers determined that the highest and best use of these properties are either for residential, agricultural, commercial and recreational utility. For strategic reasons, the properties are not being used in this manner. These properties are currently held by the Group for capital appreciation.

The Group has no restrictions on the realizability of the investment properties. Under Department of Agrarian Reform (DAR) rules, AAC has to complete the development on the Guimaras land by September 2018. On November 11, 2018, DAR approved the Group's request for extension to develop the property within a non-extendible period of five years from the receipt of order or until December 6, 2023. The notice of order was received by the Group on December 7, 2018.

Fair valuation of the condominium units was also performed by a professionally qualified, SEC-accredited, and independent appraiser. Based on the report of the appraiser rendered for 2022, the fair value of the condominium units is ₱270.1 million.

The fair value of the condominium units was arrived at through the use of the "sales comparison approach." They used properties that are situated within the subject building or in other comparable condominium buildings nearby for comparison. The fair value of the condominium units is categorized as Level 3. The highest and best use of these properties is for leasing.

The Group recognized rental income of ₱13.0 million, ₱12.6 million, and ₱12.3 million from these investment properties in 2022, 2021 and 2020, respectively (see Note 30).

The aggregate direct expenses pertaining to real property taxes, condominium dues and depreciation expense amounted to ₱16.1 million, ₱15.5 million, and ₱19.2 million in 2022, 2021 and 2020, respectively.

## 16. Other Noncurrent Assets and Other Noncurrent Liabilities

The Group's other noncurrent assets comprise the following as of December 31:

	2022	2021
Fund for villa operations and capital expenditures (Note 30)	₱ 82,722,493	₱ 108,519,123
Property held for future development (Note 30)	26,950,301	3,676,224
Refundable deposits	3,210,124	1,068,312
Computer software - net of accumulated depreciation of ₱14.3 million and ₱13.1 million as of December 31, 2022 and 2021, respectively	3,646,890	4,896,118
Other receivables	3,502,696	3,502,696
Others	4,376,112	1,177,093
	₱ 124,408,616	₱ 122,839,566

Fund for villa operations and capital expenditures is a restricted cash fund of PRI and PUI held as a source of future maintenance requirements and for future replacement of power generating units and desalination plant. Interest income on this fund shall accrue to the villa owners. A liability related to the fund was recognized and is presented as "Other noncurrent liabilities" in the consolidated statements of financial position (see Note 30).

Other receivables pertain to claims for the sold land in Quezon, Palawan.

Other noncurrent liabilities amounted to ₱111.7 million and ₱113.7 million as at December 31, 2022 and 2021, respectively, which include the related liability for the fund asset of PRI and PUI recognized above and other liabilities arising from funds for future infrastructure and utility development of villas and funds for replacement of power generating units and desalination plant.

## 17. Notes Payable

As at December 31, 2021, notes payable represent unsecured, short-term, interest-bearing liabilities of IAI amounting to ₱23.2 million (nil in 2022).

Details of the Group's short-term borrowing transactions are as follows:

- a. In January and February 2020, IAI obtained loans from a bank amounting to ₱10.2 million and ₱18.0 million, respectively. The amounts loaned from the bank were used for the additional working capital of IAI. The loans have interest initially fixed at 5.0% subject to review and resetting by the bank every 30 days based on prevailing market rates at such time of review and resetting. On January 11, 2021 and February 19, 2021, the loans were rolled-over for a year amounting to ₱5.2 million and ₱18.0 million with interest fixed at a rate of 5.5% based on prevailing market rates and subject to the same terms. Subsequently, on January 6, 2022 and February 14, 2022, the loans were rolled-over for another year with the same respective principal amounts and with interest fixed at rates of 4.3% and 4.5%, respectively.
- b. Total interest expense from these loans recognized in the consolidated profit or loss amounted to ₱0.35 million, ₱1.1 million, and ₱1.2 million in 2022, 2021 and 2020, respectively
- c. The Group's unavailed credit line from the banks amounted to ₱2,850.0 million and ₱3,165.0 million as at December 31, 2022 and 2021, respectively.

## 18. Accounts Payable and Accrued Expenses

	2022	2021
Trade payables	₱ 397,486,369	₱ 329,381,248
Refundable deposits	272,260,088	194,596,351
Accruals for:		
Personnel expenses	168,865,274	156,783,490
Taxes and licenses	7,329,816	4,643,847
Others	38,872,422	58,013,297
Payable to a related party (Note 13)	170,219,545	144,043,755
Contract liabilities (Note 5)	101,124,098	76,098,883
Payable to villa owners	59,523,979	81,123,952
Payable to contractors	18,296,102	16,613,819
Payable to government agencies	92,059,039	32,552,217
Other payables	17,064,958	16,931,574
	₱ 1,343,101,690	₱ 1,110,782,433

Trade payables are non-interest bearing and are normally settled on 30 to 90 days' terms.

Other accrued expenses include unpaid operating costs of the Group.

Refundable deposits mainly pertain to advance payments made by guests.

Contract liabilities pertain to the customers' advances for the delivery of goods and services.

Payable to contractors are amounts due to suppliers for ongoing and completed construction projects.

## 19. Long-term Debt

As at December 31, 2021, The Group's outstanding long-term debt from a local bank amounting to ₱75.7 million presented under current liabilities pertain to PDP Energy.

- a. In 2015, PDP Energy obtained a long-term loan to partially fund the ₱1.5 billion cash dividend paid to Anscor. Principal amount of the loan amounted to ₱1.2 billion payable in seven years with annual interest of 4.5%, subject to repricing at the end of the fifth year.

PDP Energy is subject to the following negative covenants for as long as the long-term loan remains outstanding, which include, but are not limited to: (a) permitting any material change in its business or in the ownership or control of its business or in the composition of its top management; (b) incurring any indebtedness (long-term loan or borrowings) with other banks except for working capital requirement; (c) allowing declaration or payment of cash dividends to its stockholders if the debt service covenant ratio is below 1.25 times or in the event of default; (d) selling, leasing, transferring or otherwise disposing all or substantially all of PDP Energy's properties and assets; (e) extending loans, advances or subsidies to any corporation it owned other than for working capital requirements or with prior consent of the bank; and (f) undertaking any capital expenditures or purchase additional capital equipment outside of the ordinary course of business. The long-term loan also provides that PDP Energy has to maintain a ratio of current assets to current liabilities of at least 1.0 times and debt-to-equity ratio should not be more than 2.0 times until final payment date. As at December 31, 2021, PDP Energy is in compliance with the debt covenants. The loan is fully paid in 2022.

In addition, the long-term loan is secured by the following collaterals, among others:

- Real estate mortgage over the land owned by Minuet;
- Chattel mortgage over machineries and equipment of PDP Energy and PDEI located in PDP Energy and PDEI's premises;
- Pledge over the shares of stock for 1,121,000 shares of PDIPI held by Anscor; and
- Assignment of leasehold rentals of the properties located in PDP Energy's premises.

On December 19, 2016, the pledge over the shares of stock for 1,121,000 shares of PDIPI held by Anscor was released by the bank.

The long-term loan also provides for pretermination without penalty.

## 20. Equity

### *Equity holders of the Parent*

Authorized capital stock as at December 31 consists of the following shares:

	2022		2021	
	Number of Shares	Amount	Number of Shares	Amount
Common - P1.0 par value	3,459,310,958	P 3,459,310,958	3,459,310,958	P 3,459,310,958
Preferred - P0.01 par value	500,000,000	5,000,000	500,000,000	5,000,000
	<b>3,959,310,958</b>	<b>P 3,464,310,958</b>	3,959,310,958	P 3,464,310,958

Issued and outstanding shares as at December 31 consists of the following:

	2022		2021	
	Number of Shares	Amount	Number of Shares	Amount
Common	2,500,000,000	P 2,500,000,000	2,500,000,000	P 2,500,000,000
Preferred	500,000,000	5,000,000	500,000,000	5,000,000
	<b>3,000,000,000</b>	<b>P 2,505,000,000</b>	3,000,000,000	P 2,505,000,000

On February 19, 2020, the Company's BOD approved the amendment of its Articles of Incorporation (AOI) wherein authorized capital stock of 5,000,000 common shares (par value of P1.00 per share) amounting to P5.0 million will be reclassified to 500,000,000 preferred shares (par value of P0.01 per share) amounting to P5.0 million. In August 2020, the Company applied for the amendment of the AOI with the SEC and this was approved by SEC on June 21, 2021.

Outstanding common shares, net of shares held by a subsidiary, as at December 31, 2022 and 2021 totaled 1,227,570,239. The Company's equity holders as at December 31, 2022 and December 31, 2021 is 11,049 and 11,070, respectively.

The Philippine SEC authorized the offering/sale to the public of the Company's 10.0 million and 140.0 million common shares with par value of P1.00 each on December 29, 1948 and January 17, 1973, respectively. On August 30, 1996, the Philippine SEC authorized the licensing of 910,476,302 common shares at the subscription price of P2.50 per share.

In 2022, 2021 and 2020, the Company declared the following cash dividends:

	2022	2021	2020
	<b>March and November</b>	February and November	March
Month of declaration			
Cash dividend per share	<b>P0.50 and P0.50</b>	P0.50 and P0.25	P0.75
Total cash dividend	<b>P2,500.0 million</b>	P1,875.0 million	P1,875.0 million
Share of a subsidiary	<b>P1,272.4 million</b>	P920.7 million	P937.4 million

As at December 31, 2022 and 2021, the Company's dividends payable amounted to P502.0 million and P519.5 million, respectively, and represents mainly dividend checks that were returned by the post office and which remained outstanding as at December 31, 2022 and 2021 due to problematic addresses of some of the Company's stockholders.



The Company's BOD approved the following appropriation of the Company's unrestricted retained earnings:

Date of Appropriation	Amount
2011	₱ 2,100,000,000
2013	900,000,000
2014	1,600,000,000
2015	1,700,000,000
2016	850,000,000
	₱ 7,150,000,000

The appropriation will be used for the Company's investment program within the next three years on business activities related to tourism, business process outsourcing and manufacturing, whether based in the Philippines or offshore.

Appropriations in 2011 and 2013 were extended in 2017. Appropriations in 2014 and 2015 were extended in 2018 and 2019, respectively.

On November 11, 2020, the BOD approved the extension of the appropriation of retained earnings totaling ₱7,150.0 million for another three years.

The unappropriated retained earnings is restricted for the dividend declaration by the following:

- Balance of gross deferred income tax assets, fair value adjustments related to unrealized market to market gains of FVPL investments and unrealized foreign exchange gains (except those attributable to cash and cash equivalents) amounting to ₱6,491.4 million and ₱4,344.2 million as at December 31, 2022 and 2021, respectively.
- Shares in the undistributed retained earnings of subsidiaries and accumulated equity in net earnings of associates amounting to ₱6.1 billion and ₱4.3 billion as at December 31, 2022 and 2021, respectively, which are included in retained earnings, are not available for declaration as dividends until declared by the subsidiaries.

#### *Shares held by a subsidiary*

As at December 31, 2022 and 2021, Anscorcon holds 1,272,429,761 shares of the Company. Anscorcon purchased the Company's shares amounting to ₱285.8 million (22,557,515 shares) in 2020. In 2019, Anscorcon sold 56.0 million Company shares for ₱359.9 million.

## 21. Cost of Goods Sold, Cost of Services Rendered and Operating Expenses

Cost of goods sold consists of:

	2022	2021	2020
Materials used and changes in inventories (Note 11)	₱ 8,602,843,214	₱ 6,664,260,843	₱ 4,654,071,070
Salaries, wages and employee benefits (Note 22)	155,455,583	127,037,370	108,218,705
Utilities	101,357,802	68,495,190	72,743,297
Depreciation and amortization (Note 14)	100,590,598	109,216,132	92,478,983
Repairs and maintenance	47,393,337	81,254,728	75,010,253
Professional fees	10,469,808	495,257	378,179
Security services	7,433,248	6,922,570	5,992,989
Insurance	4,470,742	2,078,351	2,127,082
Transportation and travel	3,806,819	3,359,266	6,045,156
Others	14,597,283	8,500,250	6,622,521
	₱ 9,048,418,434	₱ 7,071,619,957	₱ 5,023,688,235

Cost of services rendered consists of:

	2022	2021	2020
Resort operating costs	P 142,844,960	P 125,670,705	P 101,363,691
Salaries, wages and employee benefits (Note 22)	87,778,405	68,582,611	50,926,678
Depreciation and amortization (Note 14)	52,910,287	32,500,287	28,521,875
Materials and supplies - resort operations (Note 11)	30,894,212	33,249,480	21,855,679
Fuel cost	24,469,324	24,299,842	16,956,751
Transportation and travel	23,824,212	18,607,935	18,045,475
Commissions	13,057,150	8,096,975	7,191,262
Repairs and maintenance	10,869,034	14,100,851	9,122,274
Insurance	10,151,631	7,996,096	6,063,533
Taxes and licenses	5,871,088	3,224,122	3,247,109
Outside services	1,268,152	1,268,843	726,978
Others	587,714	10,325,835	4,681,144
	P 404,526,169	P 347,923,582	P 268,702,449

Operating expenses consist of:

	2022	2021	2020
Salaries, wages and employee benefits (Note 22)	P 340,845,513	P 262,348,562	P 292,989,341
Depreciation and amortization (Notes 14, 15 and 30)	170,886,909	160,879,035	171,173,222
Utilities	136,737,400	84,926,823	63,194,782
Advertising, marketing and management fee (Note 30)	129,279,596	94,978,399	92,191,957
Shipping and delivery expenses	125,034,606	96,400,481	72,923,630
Taxes and licenses	74,963,797	90,916,131	72,842,002
Repairs and maintenance	67,321,569	41,843,014	61,348,628
Professional and directors' fees	62,323,136	25,274,180	37,395,138
Transportation and travel	50,266,466	32,264,886	24,703,019
Commissions	27,408,445	27,212,971	19,791,818
Insurance	26,822,760	26,084,688	23,278,643
Security services	21,306,153	19,182,366	20,457,933
Office supplies	18,472,462	18,925,461	6,817,298
Donation and contribution	14,742,214	12,940,389	10,026,883
Communications	14,444,211	14,102,634	13,399,461
Association dues	8,624,847	8,400,598	7,769,547
Medical expenses	7,629,053	4,262,816	3,805,958
Meetings and conferences	7,611,742	8,255,195	8,299,842
Trainings	5,382,846	2,428,179	2,676,059
Entertainment, amusement and recreation	5,030,562	6,054,664	6,692,946
Computer programming	3,838,143	3,166,553	2,546,436
Others	54,884,879	51,132,446	37,325,871
	P 1,373,857,309	P 1,091,980,471	P 1,051,650,414

In 2022 and 2020, the Company paid bonus to its non-executive directors amounting to P19.3 million, and P14.0 million, respectively, (nil in 2021).

As approved in 2004, the directors are given bonus representing no more than 1.0% of previous year's net income of the Company.

## 22. Personnel Expenses

	2022	2021	2020
Salaries and wages	P 481,002,471	P 372,619,250	P 381,286,501
Social security premiums and other employee benefits	87,064,856	62,179,760	52,725,038
Pension costs (Notes 23 and 24)	16,012,174	23,169,533	18,123,185
	P 584,079,501	P 457,968,543	P 452,134,724

In 2022 and 2020, the Group declared and paid bonuses to its executive officers amounting to P78.8 million, and P65.5 million, respectively (nil in 2021).

Annual bonus of no more than 3.0% of the preceding year's net income is given to executive officers of the Company as approved in 2004.

## 23. Interest Income, Interest Expense and Other Income (Charges)

Interest income consists of:

	2022	2021	2020
Debt instruments (Notes 9 and 12)	P 25,807,800	P 32,197,278	P 47,215,234
Cash and cash equivalents (Note 8)	24,918,106	6,235,233	15,417,105
Notes receivable (Note 27)	15,393,943	15,043,868	18,038,590
Others	1,342,020	57,711	1,532,894
	P 67,461,869	P 53,534,090	P 82,203,823

Interest income on debt instruments is net of bond discount amortization amounting to P0.3 million, P0.2 million, and P0.2 million in 2022, 2021 and 2020, respectively.

Interest expense arose from the following:

	2022	2021	2020
Lease liabilities (Note 30)	P 2,379,491	P 1,890,962	P 2,520,847
Long-term debt (Note 19)	1,943,829	7,135,812	19,230,512
Notes payable (Note 17)	347,493	1,054,460	1,215,914
Others	16,864	178,452	1,443,865
	P 4,687,677	P 10,259,686	P 24,411,138

Other income (charges)-net consists of:

	2022	2021	2020
Rental income (Note 30)	P 13,228,239	P 12,809,631	P 12,579,912
Retirement benefit income	1,321,427	–	–
Provision for impairment losses on receivables (Note 10)	(906,550)	(29,731,764)	(75,243,352)
Recovery of impairment losses (Note 10)	81,496	–	10,322,694
Impairment loss on investment properties (Note 15)	–	(24,812,188)	–
Receipt of escrow fund and tax refund	–	–	83,967,456
Gain on rent concession (Note 30)	–	–	3,917,535
Others - net	8,526,899	(11,973,969)	15,655,945
	P 22,251,511	(P 53,708,290)	P 51,200,190

Others included ASAC's reimbursement from lessees and reversal of accrued expenses.

## 24. Pension

The Group has funded defined benefit pension plans covering substantially all of its officers and employees. The benefits to be received by the officers and employees under the pension plans shall not be less than the minimum mandated retirement benefit plan under Republic Act (RA) No. 7641.

The funds are administered by trustee banks under the control and supervision of the Board of Trustees (BOT) of the pension plans, which is composed of the executive officers of the Company.

The Group contributes to the funds as required under accepted actuarial principles to maintain the plan in sound condition and reserves the right to discontinue, suspend or change the rate and amount of its contribution to the funds at any time.

### Funding Policy

The Group contributes to the plans amounts (estimated by an actuary on the basis of reasonable actuarial assumptions) which are necessary to provide the defined benefits. No member is required to make any contribution to the plans. Contributions to the plans are determined using the projected unit credit method. Under this method, the current service cost is the present value of retirement benefits payable in the future in respect of services in the current period. The past service cost (PSC) is the present value of the units of benefits payable in the future in respect of services rendered prior to valuation date.

The Group's management performs an Asset-Liability Matching Study annually. The overall investment policy and strategy of the Group's defined benefit plans is guided by the objective of achieving an investment return which, together with contributions, ensures that there will be sufficient assets to pay pension benefits as they fall due while also mitigating the various risks of the plans. The Group's current strategic investment strategy consists of 40% of equity instruments and 60% of debt instruments.

As at December 31, 2022 and 2021, the Company's defined benefit retirement fund (Fund) has investments in shares of stock of the Company with a cost of ₱413.6 million. The fair value of the shares of stock amounted to ₱575.8 million and ₱506.4 million as at December 31, 2022 and 2021, respectively.

All of the fund's investing decisions are made by the BOT of the pension plans. The retirement benefit fund's gain arising from the changes in market prices amounted to ₱61.04 million and ₱75.6 million in 2022 and 2021, respectively.

As at December 31, 2022 and 2021, the Fund's fair value amounted to ₱839.9 million and ₱720.6 million, respectively.

The following tables summarize the components of net benefit expense recognized in the consolidated profit or loss and the fund status and amounts recognized in the consolidated statements of financial position.

	2022	2021	2020
Retirement benefit cost:			
Current service cost	₱ 19,185,398	₱ 24,193,146	₱ 20,555,238
Net interest income	(4,494,651)	(1,023,613)	(2,432,053)
Net benefit expense (Notes 22 and 23)	₱ 14,690,747	₱ 23,169,533	₱ 18,123,185
Actual return on plan assets	₱ 107,014,499	₱ 160,279,066	₱ 46,900,559

Changes in net retirement plan asset are as follows:

	2022	2021	2020
Net retirement plan assets, beginning	₱ 147,141,624	₱ 91,612,330	₱ 84,470,839
Current service cost	(9,314,406)	(13,409,755)	(12,178,895)
Net interest income	6,681,667	2,910,178	4,034,196
	(2,632,739)	(10,499,577)	(8,144,699)
Actuarial changes arising from:			
Changes in financial assumptions	(13,603,079)	12,608,462	(15,731,936)
Experience adjustments	26,120,992	14,654,816	3,213,923
Changes in the effect of asset ceiling	(124,421,947)	(113,372,593)	(1,514,499)
Remeasurement of plan assets	81,047,994	143,381,265	21,595,526
Changes in demographic adjustments	836,842	1,033,745	—
	(30,019,198)	58,305,695	7,563,014
Contribution	8,219,373	7,723,176	7,723,176
Transfer to net retirement payable	(357,977)	—	—
Net retirement plan assets, end	₱ 122,351,083	₱ 147,141,624	₱ 91,612,330

Changes in net retirement benefits payable are as follows:

	2022	2021	2020
Net retirement benefits payable, beginning	(P 48,147,054)	(P 56,895,050)	(P 32,252,060)
Current service cost	(9,870,992)	(10,783,391)	(8,376,343)
Net interest expense	(2,187,016)	(1,886,565)	(1,602,143)
	(12,058,008)	(12,669,956)	(9,978,486)
Actuarial changes arising from:			
Changes in financial assumptions	12,435,292	14,172,068	(18,812,882)
Experience adjustments	(3,206,968)	(4,452,910)	(3,225,553)
Remeasurement of plan assets	(7,128,106)	(2,801,571)	1,377,734
Changes in demographic adjustments	—	39,289	—
Changes in the effect of asset ceiling	—	(3,004)	—
	2,100,218	6,953,872	(20,660,701)
Contribution	17,815,512	14,464,080	5,996,197
Transfer from net retirement assets	357,977	—	—
Net retirement benefits payable, end	(P 39,931,355)	(P 48,147,054)	(P 56,895,050)

Changes in the present value of defined benefit obligation:

	2022	2021
Defined benefit obligation, beginning	P 482,724,903	P 493,788,432
Current service cost	19,185,398	24,193,146
Interest cost	22,398,989	16,625,399
Remeasurement in other comprehensive income:		
Actuarial gain - changes in financial assumptions	(33,621,857)	(26,787,615)
Actuarial loss (gain) - experience adjustments	28,515,892	(10,183,068)
Actuarial loss (gain) - changes in demographic assumptions	107,278	(1,086,929)
Benefits paid from plan assets	(13,697,334)	(13,712,153)
Benefits paid from the Company's fund	—	(112,307)
Defined benefit obligation, ending	P 505,613,269	P 482,724,905

Changes in the fair value of plan assets:

	2022	2021
Fair value of plan assets, beginning	P 720,570,814	P 551,816,645
Interest income	33,094,611	19,699,372
Contributions	26,034,885	22,187,256
Remeasurement gain	73,919,888	140,579,694
Benefits paid from plan assets	(13,697,334)	(13,712,153)
Fair value of plan assets, ending	P 839,922,864	P 720,570,814

Changes in the effect of asset ceiling:

	2022	2021
Beginning balance	₱ 138,851,339	₱ 23,310,933
Changes in the effect of asset ceiling	107,835,361	113,375,597
Interest on the effect of asset ceiling	6,203,004	2,164,809
Ending balance	₱ 252,889,704	₱ 138,851,339

The fair value of plan assets as at December 31 are as follows:

	2022	2021
Equity instruments	₱ 384,920,021	₱ 293,820,138
Debt instruments	224,485,094	410,413,591
Cash and cash equivalents	195,832,140	11,157,674
Unit investment trust funds	18,815,551	1,084,512
Others	15,870,058	4,094,899
	₱ 839,922,864	₱ 720,570,814

The financial instruments with quoted prices in active market amounted to ₱533.2 million and ₱561.4 million as at December 31, 2022 and 2021, respectively. The remaining plan assets do not have quoted market prices in active market.

The plan assets have diverse investments and do not have any concentration risk.

The sensitivity analysis below has been determined based on reasonably possible changes of each significant assumption on the defined benefit obligation of the Company, PDP Group and PRI as of the end of the reporting period, assuming all other assumptions were held constant:

2022	Change in Rates	Effect on Present Value of Defined Benefit Obligation Increase (Decrease)
Discount rates	+100 bps	(₱ 8,404,905)
	-100 bps	9,570,911
Future salary increases	+100 bps	9,684,474
	-100 bps	(8,645,252)

		Effect on Present Value of Defined Benefit Obligation Increase (Decrease)
2021	Change in Rates	
Discount rates	+100 bps	(P 17,213,823)
	-100 bps	19,452,832
Future salary increases	+100 bps	19,333,257
	-100 bps	(17,429,176)

The sensitivity analysis below has been determined based on reasonably possible changes of each significant assumption on the defined benefit obligation of the subsidiaries except PDP Group and PRI as of the end of the reporting period, assuming all other assumptions were held constant:

		Effect on Present Value of Defined Benefit Obligation Increase (Decrease)
2022	Change in Rates	
Discount rates	+100 bps	(P 8,633,715)
	-100 bps	9,508,484
Future salary increases	+100 bps	10,290,778
	-100 bps	(9,569,584)

		Effect on Present Value of Defined Benefit Obligation Increase (Decrease)
2021	Change in Rates	
Discount rates	+100 bps	(P 1,199,594)
	-100 bps	1,356,306
Future salary increases	+100 bps	1,328,139
	-100 bps	(1,198,536)

The Group expects to make contributions amounting to P57.4 million to its defined benefit pension plans in 2023.



The principal assumptions used in determining pension benefit obligations for the Group's plans are shown below:

	2022	2021
Discount rate	5.21% to 7.19%	3.00% to 5.05%
Future salary increases	3.00% to 5.00%	4.00% to 5.00%

The weighted average duration of the defined benefit obligation as at December 31, 2022 and 2021 ranges from 3.5 to 8.1 years and 1.4 to 10.3 years, respectively.

Shown below is the maturity analysis of the expected future benefit payments as at December 31, 2022:

Year	Amount
2023	P 291,550,959
2024	23,176,741
2025	20,584,478
2026	22,348,901
2027	84,112,126
2028 to 2032	181,589,911

There were no changes from the previous period in the method and assumptions used in preparing the sensitivity analysis.

## 25. Income Taxes

The provision for income tax consists of:

	2022	2021	2020
Current	P 338,153,898	P 327,071,822	P 332,501,209
Deferred	(95,998,699)	53,080,192	(41,181,668)
	P 242,155,199	P 380,152,014	P 291,319,541

As at December 31, 2022 and 2021, tax credits or refunds included in "other current assets" amounted to P201.9 million and P190.5 million, respectively.

The components of the net deferred income tax assets (liabilities) are as follows:

	2022		2021	
	Net Deferred Income Tax Assets <sup>(1)</sup>	Net Deferred Income Tax (Liabilities) <sup>(2)</sup>	Net Deferred Income Tax Assets <sup>(1)</sup>	Net Deferred Income Tax (Liabilities) <sup>(2)</sup>
<b>Recognized in the consolidated profit or loss:</b>				
Deferred income tax assets on:				
Allowance for expected credit losses	₱ 66,674,274	₱ —	₱ 66,503,058	₱ —
Allowance for inventory obsolescence and losses	23,130,697	—	23,659,440	—
Net retirement benefits payable	16,393,630	—	17,481,703	—
Unamortized past service cost	3,728,945	926,771	1,340,091	926,771
Unrealized foreign exchange loss	505,747	—	—	—
Others	9,622,011	—	8,889,196	—
	120,055,304	926,771	117,873,488	926,771
Deferred income tax liabilities on:				
Unrealized foreign exchange gains	(262,065)	(32,715,001)	(500,115)	(2,934,499)
Net retirement plan assets	(50,628)	(9,278,564)	(315,838)	(7,017,414)
Fair value adjustment on equity investments	—	(292,426,401)	—	(300,421,730)
Market adjustment on FVPL investments	—	(62,559,448)	—	(175,482,323)
Others	—	—	—	(5,206,010)
	(312,693)	(396,979,414)	(815,953)	(491,061,976)
	119,742,611	(396,052,643)	117,057,535	(490,135,205)
<b>Recognized in other comprehensive income:</b>				
Deferred income tax assets (liabilities) on:				
Unrealized valuation gains on FVOCI investments	—	1,061,311	—	(91,150)
Cumulative actuarial gains	(5,627,383)	(22,855,098)	(5,534,433)	(31,057,473)
	(5,627,383)	(21,793,787)	(5,534,433)	(31,148,623)
	₱ 114,115,228	(₱ 417,846,430)	₱ 111,523,102	(₱ 521,283,828)

(1) Pertain to SSRLI, ASAC, PDP and AHL.

(2) Pertain to Anscor and Anscorcon.

The following are the deductible temporary differences and carryforward benefits for which no deferred income tax assets were recognized as future realizability of these deferred income tax assets is not probable:

	2022	2021
Deductible temporary differences on:		
Allowances for:		
Impairment losses	₱ 1,050,380,658	₱ 1,812,677,232
Expected credit losses	567,537,073	567,537,073
Accrued pension benefits and others	880,535	1,603,894
Carryforward benefits of:		
NOLCO	45,313,509	43,908,287
MCIT	6,293,385	7,603,047
Others	87,084	—

On March 26, 2021, the Corporate Recovery and Tax Incentives for Enterprises (CREATE) Act was signed into law to attract more investments and maintain fiscal prudence and stability in the Philippines. Republic Act (RA) 11534 or the CREATE Act introduces reforms to the corporate income tax and incentives systems. It takes effect 15 days after its complete publication in the Official Gazette or in a newspaper of general circulation or April 11, 2021.

The following are the key changes to the Philippine tax law pursuant to the CREATE Act which have an impact on the Group:

- Effective July 1, 2020, regular corporate income tax (RCIT) rate is reduced from 30% to 25% for domestic corporations.
- For domestic corporations with net taxable income not exceeding ₱5.0 million and with total assets not exceeding ₱100.0 million (excluding land on which the business entity's office, plant and equipment are situated) during the taxable year, the RCIT rate is reduced to 20%.
- Minimum corporate income tax (MCIT) rate reduced from 2% to 1% of gross income effective July 1, 2020 to June 30, 2023.
- Imposition of improperly accumulated earnings tax of 10% is repealed.

The reconciliation of provision for income tax computed at the statutory income tax rate (25% in 2022 and 2021 and 30% in 2020) with the provision for income tax is as follows:

	2022	2021	2020
Provision for income tax at statutory tax rates	₱ 774,549,289	₱ 729,436,234	₱ 138,013,361
Additions to (reductions from) income taxes resulting from:			
Nontaxable income	(493,648,900)	—	(218,673,569)
Movement in unrecognized deferred income tax assets	191,691,568	38,363,894	41,862,258
Decrease (increase) in market values of marketable equity securities and other investments subjected to final tax	(145,941,385)	(326,645,836)	216,649,877
Dividend income not subject to income tax	(66,751,373)	(90,948,354)	(72,379,100)
Income tax at 5% GIT	(33,624,145)	(7,253,409)	(17,975,832)
Equity in net losses (earnings) of associates not subject to income tax	(6,659,881)	(2,852,401)	179,401,942
Interest income already subjected to final tax	(123,402)	(131,030)	(1,458,413)
Change in income tax rate (impact of CREATE)	—	15,507,248	—
Others	22,663,428	24,675,668	25,879,017
	₱ 242,155,199	₱ 380,152,014	₱ 291,319,541

The Group has available NOLCO and MCIT which can be claimed as deduction from taxable income and as credit against income tax due, respectively, as follows:

#### NOLCO

Period of Recognition	Availment Period	Beginning of the year	Additions	Applied	Expired	End of the year
2019	2020-2022	₱ 15,633,297	₱ —	₱ —	(₱ 15,633,297)	₱ —
2020	2021-2025	18,174,117	—	—	—	18,174,117
2021	2022-2026	10,100,873	—	—	—	10,100,873
2022	2023-2025	—	17,038,519	—	—	17,038,519
		₱ 43,908,287	₱ 17,038,519	₱ —	(₱ 15,633,297)	₱ 45,313,509

On September 30, 2020, the BIR issued Revenue Regulations No. 25-2020 implementing Section 4(bbbb) of “Bayanihan to Recover As One Act” which states that the NOLCO incurred for taxable years 2020 and 2021 can be carried over and claimed as a deduction from gross income for the next five (5) consecutive taxable years immediately following the year of such loss. Hence, the incurred NOLCO of the Group in taxable year 2020 and 2021 can be claimed as deduction from the regular taxable income from taxable years 2021 to 2025 and taxable years 2022 to 2026, respectively, in pursuant to the Bayanihan to Recover As One Act.

MCIT

Period of Recognition	Availment Period		Beginning of the year	Additions	Applied	Expired	End of the year
2019	2020-2022	P	3,866,181	P —	P —	(P 3,866,181)	P —
2020	2021-2023		1,713,931	—	—	—	1,713,931
2021	2022-2024		2,022,934	—	—	—	2,022,934
2022	2023-2025		—	2,556,520	—	—	2,556,520
		P	7,603,046	P 2,556,520	P —	(P 3,866,181)	P 6,293,385

**26. Earnings Per Share - Basic / Diluted**

Earnings per share - basic / diluted were computed as follows:

	2022	2021	2020
Net income attributable to equity holders of the Parent	P 2,800,557,660	P 2,504,080,376	P 165,646,806
Total comprehensive income (loss) attributable to equity holders of the Parent	2,728,710,414	2,680,681,495	(24,105,756)
Weighted average number of shares	1,227,570,239	1,227,570,239	1,241,967,264
<b>Earnings (Loss) Per Share</b>			
Basic/diluted, for net income attributable to equity holders of the Parent	P 2.28	P 2.04	P 0.13
Basic/diluted, for comprehensive income (loss) attributable to equity holders of the Parent	P 2.22	P 2.18	(P 0.02)

The Company does not have potentially dilutive common stock equivalents in 2022, 2021 and 2020.

**27. Related Party Transactions**

Related party relationship exists when the party has the ability to control, directly or indirectly, through one or more intermediaries, or exercise significant influence over the other party in making financial and operating decisions. Such relationships also exist between and/or among entities which are under common control with the reporting entity and its key management personnel, directors or stockholders. In considering each possible related party relationship, attention is directed to the substance of the relationships, and not merely to the legal form.

All related party transactions exceeding P5.0 million in a single transaction or in aggregate transactions within the last twelve (12) months shall be disclosed to and evaluated by the Related Party Transaction Committee for approval by at least majority of the BOD.

All material related party transactions, representing 10% or more of the consolidated total assets of the Group, shall be approved by at least two-thirds (2/3) vote of the BOD, with at least majority of the independent directors voting to approve the material related party transactions. These transactions shall be disclosed with the SEC.

In the normal course of business and in addition to those disclosed in Notes 13 and 30, the Group grants/ receives cash advances to/from its associates and affiliates. Related party transactions are generally settled through cash.

Compensation of the Group's key management personnel (in millions):

	2022	2021	2020
Short-term employee benefits (Notes 21 and 22)	P 205.9	P 106.8	P 146.4
Retirement benefits (Notes 21, 22 and 24)	4.4	4.4	4.4
Total	P 210.3	P 111.2	P 150.8

There are no termination benefits, share-based payments or other long-term employee benefits granted to key management personnel.

On November 4, 2019, the Company granted a five-year loan amounting to P363.5 million to A. Soriano Corporation Retirement Plan (the Retirement Plan) at 5% interest per annum. The loan is secured by the Company's shares of stock held by the Retirement Plan with a fair value of P506.2 million and P445.2 million as at December 31, 2022 and 2021, respectively.

The balance of the loan, which is presented as "Notes receivable" in the consolidated statements of financial position, amounted to P245.9 million and P297.6 million as at December 31, 2022 and 2021, respectively.

## 28. Financial Risk Management Objectives and Policies

The Group's principal financial instruments comprise of cash and cash equivalents, receivables, investments in debt instruments, quoted and unquoted equity securities, investments in mutual and hedge funds, and short-term and long-term bank loans. The Group's other financial instruments include accounts payable, lease liabilities and dividends payable and amounts due to affiliates, which arose directly from operations.

The Company's investment objectives consist mainly of:

- maintaining a bond portfolio that earns adequate cash yields, and
- maintaining a stable equity portfolio that generates capital gains through a combination of long-term strategic investments and short-term to medium-term hold type investment.

The main risks arising from the use of these financial instruments are credit risk, liquidity risk, interest rate risk, equity price risk, price risk of mutual funds, foreign currency risk, copper rod price risk, and operating and regulatory risks. These risks are monitored by the Company's Investment Committee (the Committee).

The Committee evaluates the performance of all investments and reviews fund allocation to determine the future strategy of the fund. The Committee is formed by the Company's Chairman, Vice Chairman, Chief Finance Officer, Treasurer and Corporate Development Officer, and an independent consultant. The Committee meets at least every quarter for the review and evaluation. The BOD reviews and approves the Company's risk management policies. The Company's policies for managing each of these risks are summarized below.

*Credit risk*

The Group is exposed to credit risk primarily because of its investing and operating activities. Credit risk losses may occur as a result of either an individual, counterparty or issuer being unable to or unwilling to honor its contractual obligations. The Group is exposed to credit risk arising from default of the counterparties (i.e., foreign and local currency denominated debt instruments and receivables) to its financial assets. The Group does not have a counterparty that accounts for more than 10% of the consolidated revenue.

*Credit risk management*

In managing credit risk on these investments, capital preservation is paramount. The Group transacts only with recognized and creditworthy counterparties. Investments in bonds are invested in highly recommended, creditworthy debt instruments that provides satisfactory interest yield.

*Credit risk exposures*

The table below shows the gross maximum exposure for each class of financial assets before the effects of collateral, credit enhancements and other credit risk mitigation techniques:

	2022	2021
Cash in banks	P 1,333,555,278	P 1,691,559,733
Cash equivalents	1,613,714,139	1,036,630,915
FVPL investments - bonds	162,948,774	246,425,256
FVOCI investments - bonds	41,453,401	46,396,340
Advances	567,408,113	566,449,622
	<b>3,719,079,705</b>	<b>3,587,461,866</b>
Receivables:		
Trade	2,312,815,653	1,935,826,780
Notes receivable	245,854,878	297,608,131
Receivable from villa owners	100,880,108	37,908,027
Interest receivable	8,563,901	6,172,679
Dividend receivable	—	22,251,559
Others	31,545,240	29,144,224
	<b>2,699,659,780</b>	<b>2,328,911,400</b>
	<b>P 6,418,739,485</b>	<b>P 5,916,373,266</b>

*Credit quality per class of financial assets*

For the Group's financial assets, credit quality is monitored and managed using internal credit ratings. Internal risk ratings are derived in accordance with the Group's rating policy.

*Trade receivables*

An impairment analysis is performed at each reporting date using a provision matrix to measure expected credit losses. The calculation reflects the probability-weighted outcome, the time value of money and reasonable and supportable information that is available at the reporting date about past events, current conditions and forecasts of future economic conditions.

Set out below is the information about the credit risk exposure on the Group's trade receivables using a provision matrix.

December 31, 2022	Current	Days Past Due But Not Impaired					Total
		Less than 30 days	31 to 60 days	61 to 90 days	91 to 120 days	More than 120 days	
Expected credit loss rate	0%	0% - 0.01%	0% - 0.02%	0% - 0.04%	0% - 99.49%	100%	
Estimated total gross carrying amount at default	P 1,358,737,772	P 316,259,359	P 242,520,337	P 183,419,945	P 43,423,375	P 168,454,865	P 2,312,815,653
Expected credit loss	P —	P 21,552	P 45,977	P 64,251	P 43,203,480	P 168,454,865	P 211,790,125

December 31, 2021	Current	Days Past Due But Not Impaired					Total
		Less than 30 days	31 to 60 days	61 to 90 days	91 to 120 days	More than 120 days	
Expected credit loss rate	0%	0% - 1.05%	0% - 0.02%	0%	0% - 19.45%	100%	
Estimated total gross carrying amount at default	P 1,027,300,883	P 414,967,480	P 133,918,402	P 61,636,855	P 108,415,875	P 189,587,285	P 1,935,826,780
Expected credit loss	P —	P 4,685,005	P 24,441	P —	P 21,995,613	P 189,587,285	P 216,292,344

#### Other financial assets

Credit risk from balances with banks and financial institutions is managed by the Group in accordance with the Group's policy. Investments of surplus funds are made only with approved counterparties and within credit limits assigned to each counterparty. The limits are set to minimize the concentration of risks and therefore mitigate financial loss through a counterparty's potential failure to make payments.

The Group invests only on quoted debt securities with very low credit risk. The Group's debt instruments at fair value through OCI comprised solely of quoted bonds that are graded in the top investment category (Very Good and Good) by the Good Credit Rating Agency and, therefore, are considered to be low credit risk investments.

The tables below present the summary of the Group's exposure to credit risk as of December 31 and show the credit quality of the assets by indicating whether the assets are subjected to the 12-month ECL or lifetime ECL.

2022	12-month ECL	Lifetime ECL Not Credit Impaired	Lifetime ECL Credit Impaired	Total
Cash in banks	P 1,333,555,278	P —	P —	P 1,333,555,278
Cash equivalents	1,613,714,139	—	—	1,613,714,139
FVOCI investments	41,453,401	—	—	41,453,401
Receivables:				
Notes receivable	245,854,878	—	—	245,854,878
Receivable from villa owners	100,880,108	—	—	100,880,108
Interest receivable	7,972,806	—	591,095	8,563,901
Others	30,546,017	—	999,223	31,545,240
Advances	2,608,113	—	564,800,000	567,408,113
	P 3,376,584,740	P —	P 566,390,318	P 3,942,975,058



2021	12-month ECL	Lifetime ECL Not Credit Impaired	Lifetime ECL Credit Impaired	Total
Cash in banks	P 1,691,559,733	P —	P —	P 1,691,559,733
Cash equivalents	1,036,630,915	—	—	1,036,630,915
FVOCI investments	46,396,340	—	—	46,396,340
Receivables:				
Notes receivable	297,608,131	—	—	297,608,131
Receivable from villa owners	37,908,027	—	—	37,908,027
Interest receivable	5,581,584	—	591,095	6,172,679
Dividend receivable	22,251,559	—	—	22,251,559
Others	28,145,001	—	999,223	29,144,224
Advances	1,649,622	—	564,800,000	566,449,622
	P 3,167,730,912	P —	P 566,390,318	P 3,734,121,230

#### Liquidity risk

Liquidity risk is defined as the risk that the Group may not be able to settle or meet its obligations as they fall due. Aside from yielding good returns, the Group ensures investments have ample liquidity to finance operations and capital requirements. Short-term bank loans are secured to fill in temporary mismatch of funds for new investments.

Where applicable, long-term debt or equity are used for financing when the business requirement calls for it to ensure adequate liquidity in the subsidiaries and affiliates' operation.

The Group's approach to managing liquidity risk is to ensure that it will always have sufficient liquidity to meet its liabilities when they are due. This is done by primarily investing in highly liquid investments.

The tables below summarize the maturity profile of the Group's financial liabilities based on undiscounted contractual payments as well as the financial assets used for liquidity management.

December 31, 2022	Within 6 Months	Over 6 to 12 Months	Over 1 Year to 5 Years	Over 5 Years	Total
Cash on hand					
and in banks	P 1,334,687,516	P —	P —	P —	P 1,334,687,516
Cash equivalents	1,613,714,139	—	—	—	1,613,714,139
FVPL investments - bonds	—	—	29,909,658	133,039,115	162,948,773
FVOCI investments - bonds	—	—	27,817,958	13,635,443	41,453,401
Receivables*	2,240,424,459	—	245,854,878	—	2,486,279,337
	P 5,188,826,114	P —	P 303,582,494	P 146,674,558	P 5,639,083,166
Accounts payable and accrued expenses**	P 1,192,641,934	P —	P —	P —	P 1,192,641,934
Lease liabilities	7,053,815	7,053,814	6,509,093	—	20,676,722
Notes payable	—	—	—	—	—
Long-term debt	—	—	—	—	—
Dividends payable	501,959,779	—	—	—	501,959,779
	P 1,701,655,528	P 7,053,814	P 6,509,093	P —	P 1,715,278,435

\* Including notes receivable amounting to P245.8 million.

\*\* Excluding non-financial liabilities amounting to P100.2million.

December 31, 2021	Within 6 Months	Over 6 to 12 Months	Over 1 Year to 5 Years	Over 5 Years	Total
Cash on hand and in banks	P 1,692,599,481	P —	P —	P —	P 1,692,599,481
Cash equivalents	1,036,630,915	—	—	—	1,036,630,915
FVPL investments - bonds	52,012,606	15,039,605	70,620,865	108,752,180	246,425,256
FVOCI investments - bonds	—	—	46,396,340	—	46,396,340
Receivables*	1,813,420,607	—	297,608,131	—	2,111,028,738
	P 4,594,663,609	P 15,039,605	P 414,625,336	P 108,752,180	P 5,133,080,730
Accounts payable and accrued expenses**	P 1,002,131,333	P —	P —	P —	P 1,002,131,333
Lease liabilities	4,969,201	4,969,201	7,729,869	—	17,668,271
Notes payable	23,166,200	—	—	—	23,166,200
Long-term debt	75,714,286	—	—	—	75,714,286
Dividends payable	519,529,172	—	—	—	519,529,172
	P 1,625,510,192	P 4,969,201	P 7,729,869	P —	P 1,638,209,262

\* Including notes receivable amounting to P297.6 million.

\*\* Excluding non-financial liabilities amounting to P108.6 million.

Accounts payable and accrued expenses, dividends payable, lease liabilities, notes payable and current portion of long-term debt are expected to be settled using cash to be generated from operations and drawing from existing lines of credits or liquidity reserves.

#### Market risks

Market risk is defined as the risk that the fair value of future cash flows of a financial instrument will fluctuate because of changes in market prices. It is the risk coming from adverse movements in factors that affect the market value of financial instruments of the Group. The Group is exposed primarily to the financial risks of changes in interest rates, equity price risk, price risk of mutual funds, foreign currency risk, copper rod price risk and operating and regulatory risk.

Investments exposed to market risk are foreign and local currency-denominated quoted debt instruments, foreign and local-currency denominated equity instruments and mutual fund/hedge fund investments.

There has been no change to the Group's manner in managing and measuring the risk.

#### a. Interest rate risks

##### Cash flow interest rate risk

Cash flow interest rate risk is the risk that the future cash flows of a financial instrument will fluctuate because of changes in market interest rates.

The following table demonstrates management's best estimate of the sensitivity to reasonably possible change in interest rates, with all other variables held constant (in millions):

Floating Debt Instrument	Effect on Income Change in Interest Rates [in Basis Points (bps)]	Before Tax and Equity Increase (Decrease)
2022	—	P —
	—	—
2021	+150	P 0.23
	-150	(0.23)

The sensitivity analysis shows the effect on the consolidated profit or loss of assumed changes in interest rates on the net interest income for one year, based on the floating rate of financial assets and financial liabilities held as at December 31, 2022 and 2021. There is no other impact on equity other than those affecting profit or loss.

*Fair value interest rate risk*

Fair value interest rate risk is the risk that the fair value of a financial instrument will fluctuate due to changes in market interest rates. The Group accounts for its quoted debt instruments at fair value. Changes in benchmark interest rate will cause changes in the fair value of quoted debt instruments.

The tables below show the impact on income before income tax and equity of the estimated future bond yields using a duration-based sensitivity approach. Items affecting profit or loss are bonds classified as FVPL and items affecting equity account are bonds classified as FVOCI. The impact of change in interest rates are as follows (in millions):

2022	Change in Interest Rates (in bps)	Increase (Decrease)	
		Effect on Income Before Tax	Effect on Equity
FVOCI investments	+100	P —	(P 1.03)
	-100	—	(1.08)
FVPL investments	+100	(P 14.25)	P —
	100	(4.46)	—

2021	Change in Interest Rates (in bps)	Increase (Decrease)	
		Effect on Income Before Tax	Effect on Equity
FVOCI investments	+100	P —	(P 2.06)
	-100	—	2.19
FVPL investments	+100	(P 4.85)	P —
	-100	5.11	—

b. Equity price risk

Equity price risk is the risk that the fair values of equity securities decrease as a result of changes in the levels of the equity indices and the values of individual stock. The equity price risk exposure arises from the Group's investment in stock listed in the PSE, NASDAQ and NYSE.

The sensitivity analysis assumes that the stock's standard deviation on its historical returns for the past one year provides the basis for the range of reasonably possible changes in prices of the stock investments. In establishing the relative range of the stock investment returns, the Group also assumes a 99% confidence level.

The table below shows the impact on income before income tax and equity of the estimated future return of the stock investments using a Beta-based sensitivity approach. The impact of the change in equity prices are as follows (in millions):

<b>FVPL Investments</b>	<b>Change in PSE Price Index</b>	<b>Effect on Income Before Tax and Equity Increase (Decrease)</b>
<b>2022</b>	<b>+20.49%</b>	<b>₱ 1,050.13</b>
	<b>-20.49%</b>	<b>(1,050.13)</b>
<b>2021</b>	<b>+18.77%</b>	<b>₱ 859.33</b>
	<b>-18.77%</b>	<b>(859.33)</b>

The annual standard deviation of the PSE price index is approximately with 18.77% and 33.14% and with 99% confidence level, the possible change in PSE price index could be +/-20.49% and +/- 18.77% in 2022 and 2021, respectively.

c. Price risk of mutual funds

The Group is exposed to the risk of changes in the fund's net asset value (NAV) due to its market risk exposures.

The sensitivity analysis demonstrates management's best estimate of the impact of reasonably possible change in NAV, with all other variables held constant.

The table below shows the impact on income before income tax and equity of assumed changes in NAV. A negative amount in the table reflects a potential reduction on income before income tax or equity while a positive amount reflects a potential increase on income before income tax or equity.

The impact of the change in mutual fund prices are as follows (in millions):

<b>Mutual funds</b>	<b>Change in NAV</b>	<b>Effect on Income Before Tax and Equity Increase (Decrease)</b>
<b>2022</b>	<b>+10.00%</b>	<b>₱ 224.17</b>
	<b>-10.00%</b>	<b>(224.17)</b>
<b>2021</b>	<b>+10.00%</b>	<b>₱ 153.90</b>
	<b>-10.00%</b>	<b>(153.90)</b>

d. Foreign currency risks

Currency risk is the risk that the value of financial instruments will fluctuate due to changes in foreign exchange rate. The Group's exposure arises primarily from investments in foreign currency-denominated debt investments and equity securities.

The Company and a subsidiary's foreign exchange risk arises primarily from investments in foreign currency - denominated debt and equity securities. To minimize income volatility due to exchange rate movements, liquid investments are held in a basket of currencies, including Philippine peso and other major currencies such as U.S. dollar, Australian dollar and Japanese Yen. This also enables the Company and a subsidiary to access investment opportunities in those currencies.

On borrowings, it is the Company's group-wide policy for its subsidiaries to minimize any foreign exchange risks. Thus, all borrowings, whether short-term or long-term, in general, should be in Philippine peso. Any foreign currency borrowings may be engaged only if matched by the entities' corresponding currency revenue flows or by a foreign currency asset. As such, PRI and SSRLI can borrow in U.S. dollar as their revenues are dollar-based. It is also the policy of the Group to minimize any foreign exchange exposure in its management of payables. Any substantial exposure is covered by foreign exchange contracts, if necessary.

The analysis discloses management's best estimates of the effect of reasonably possible movement of the currency rate against the Philippine peso on income before tax. It assumes that all other variables remain constant. The impact of the change in currency rates are as follows (in millions):

	Change in Currency Rate	Effect on Income Before Tax and Equity Increase (Decrease)
<b>2022</b>		
US Dollar	+7.44%	₱ 15.36
	-7.44%	(15.36)
<b>2021</b>		
US Dollar	+4.38%	₱ 7.69
	-4.38%	(7.69)
Indonesian Rupiah	+19.11%	(₱ 34.01)
	-19.11%	34.01

e. Copper rod price risk

The PDP Group uses copper rods in the manufacturing of its products. Copper rods component represents a significant portion of the cost of each unit produced. Average monthly purchase of copper rods amounted to ₱638.0 million, with an average quantity of about 1,255 metric tons in 2022 and ₱490.9 million, with an average quantity of about 1,182 metric tons in 2021.

Copper rods are priced based on the London Metal Exchange prices and are affected by the volatility in the price of metal in the world market. The following table represents the effect on income before tax and equity of the reasonably possible change in metal prices, as they affect prices of copper rods, with all other variables held constant.

The impact of the change in copper prices are as follows (in millions):

	% Change in Copper Rod Prices	Effect on Income Before Income Tax and Equity Increase (Decrease)
<b>2022</b>	<b>+4.13</b>	<b>(P 45.13)</b>
	<b>-4.13</b>	<b>45.13</b>
<b>2021</b>	<b>+9.02</b>	<b>(P 76.65)</b>
	<b>-9.02</b>	<b>76.65</b>

PDP Group's exposure to price risk on copper rod purchases is managed through back-to-back purchase of rods versus sales orders, average pricing on the firm orders like automobile wire products with long-term contracts, and obtaining orders from contractors with a fixed price or locked-in contracts with a specified period.

#### *Capital management*

The primary objective of the Group's capital management is to ensure an adequate return to its shareholders and to maximize its value to its shareholders. In pursuance of this goal, the Group establishes an optimum risk-return investment objectives through a sound diversified investment portfolio and in ensuring a fair credit rating, the Group establishes prudent financial policies through appropriate capitalization ratios in its investments and maintain reasonable liquidity.

The Group monitors capital on the basis of the carrying amount of equity as presented on the face of the consolidated statements of financial position.

No changes were made in the objectives, policies or process for the years ended December 31, 2022 and 2021.

## 29. Financial Instruments

### *Categorization of Financial Instruments*

<b>December 31, 2022</b>	<b>At Amortized Cost</b>	<b>Assets at FVPL</b>	<b>Financial Assets at FVOCI</b>	<b>Financial Total</b>
Cash and cash equivalents	P 2,948,401,655	P —	P —	P 2,948,401,655
FVPL investments	—	12,046,804,002	—	12,046,804,002
FVOCI investments	—	—	41,453,401	41,453,401
Receivables*	2,486,279,337	—	—	2,486,279,337
	P 5,434,680,992	P 12,046,804,002	P 41,453,401	P 17,522,938,395

\*Including notes receivable amounting to P245.8 million.

<b>December 31, 2021</b>	<b>At Amortized Cost</b>	<b>Assets at FVPL</b>	<b>Financial Assets at FVOCI</b>	<b>Financial Total</b>
Cash and cash equivalents	P 2,729,230,396	P —	P —	P 2,729,230,396
FVPL investments	—	11,677,813,985	—	11,677,813,985
FVOCI investments	—	—	46,396,340	46,396,340
Receivables*	2,111,028,738	—	—	2,111,028,738
	P 4,840,259,134	P 11,677,813,985	P 46,396,340	P 16,564,469,459

\*Including notes receivable amounting to P297.6 million.

*Fair Values of Financial Assets and Financial Liabilities*

The carrying amounts of cash and cash equivalents, receivables, notes payable, dividends payable, current portion of lease liabilities and accounts payable and accrued expenses approximate their fair values due to the short-term maturity of these financial instruments.

The carrying values of long-term debt, which have floating rates with quarterly repricing, approximate their fair values.

FVPL and FVOCI investments are carried at fair value. The following methods and assumptions were used to estimate the fair values:

- FVPL quoted equity shares, investments in bonds, funds and equities, proprietary shares and others are derived from quoted market prices in active markets.
- FVOCI investments in bonds are derived from quoted market prices in active markets.
- FVPL investment in KSA are based on the discounted cash flow (DCF) model. The valuation requires management to make certain assumptions about the model inputs, including forecast cash flows, the discount rate, and growth rate. The probabilities of the various estimates within the range can be reasonably assessed and are used in management's estimate of fair value for these unquoted equity investments.
- FVPL investments in private equity funds are valued using the adjusted net asset method. The underlying investments under these private equity funds are carried at fair value. Other FVPL investments in unquoted equity shares are based on prices and other relevant information generated by market transactions involving identical and comparable assets, liabilities or a group of assets and liabilities, such as business. The valuation requires management to use market multiples derived from a set of comparables. Multiples might be in ranges with a different multiple for each comparable. The selection of the appropriate multiple within the range requires judgement, considering qualitative and quantitative factors specific to the measurement.

The following tables provide the Group's fair value measurement hierarchy of its assets:

		Fair Value Measurement Using		
		Quoted Prices in Active Markets (Level 1)	Significant Observable Inputs (Level 2)	Significant Unobservable Inputs (Level 3)
<b>December 31, 2022</b>	<b>Total</b>			
FVPL investments:				
Quoted equity shares	₱ 6,334,416,035	₱ 6,334,416,035	₱ —	₱ —
Unquoted equity shares	2,885,848,761	—	1,696,874,762	1,188,973,999
Funds and equities	2,139,724,268	—	2,139,724,268	—
Proprietary shares	518,127,073	—	518,127,073	—
Bonds	162,948,774	162,948,774	—	—
Others	5,739,091	5,739,091	—	—
	12,046,804,002	6,503,103,900	4,354,726,103	1,188,973,999
FVOCI investments				
	41,453,401	41,453,401	—	—
	₱ 12,088,257,403	₱ 6,544,557,301	₱ 4,354,726,103	₱ 1,188,973,999

		Fair Value Measurement Using		
		Quoted Prices in Active Markets (Level 1)	Significant Observable Inputs (Level 2)	Significant Unobservable Inputs (Level 3)
December 31, 2021	Total			
FVPL investments:				
Quoted equity shares	P 7,405,486,958	P 7,405,486,958	P -	P -
Unquoted equity shares	1,827,306,698	-	805,597,624	1,021,709,074
Funds and equities	1,790,855,560	-	1,790,855,560	-
Proprietary shares	399,877,073	-	399,877,073	-
Bonds	246,425,256	246,425,256	-	-
Others	7,862,440	7,862,440	-	-
	11,677,813,985	7,659,774,654	2,996,330,257	1,021,709,074
FVOCI investments	46,396,340	46,396,340	-	-
	P 11,724,210,325	P 7,706,170,994	P 2,996,330,257	P 1,021,709,074

Description of significant unobservable inputs to valuation of investment in KSA classified under Level 3 (amounts in millions):

2022	Valuation Technique	Significant Unobservable inputs	Range	Sensitivity of Input to Fair Value
KSA	DCF Model	Dividend payout is P100.7 million with 5% annual increase at the end of 2nd year	0% to 5%	0%: fair value of P649 5%: fair value of P1,045
		Liquidity discount of 20%	10% to 30%	10%: fair value of P1,175 30%: fair value of P914
		Cost of equity of 13.20%	12.20% to 14.20%	12.20%: fair value of P1,185% 14.20%: fair value of P936
2021	Valuation Technique	Significant Unobservable inputs	Range	Sensitivity of Input to Fair Value
KSA	DCF Model	Dividend payout is P121.0 million with 3% annual increase at the end of 2nd year	0% to 5%	0%: fair value of P780 5%: fair value of P1,069

(Forward)



2021	Valuation Technique	Significant Unobservable inputs	Range	Sensitivity of Input to Fair Value
		Liquidity discount of 20%	10% to 30%	10%: fair value of ₱1,034 30%: fair value of ₱805
		Cost of equity of 13.20%	12.20% to 14.00%	12%: fair value of ₱981 14% fair value of ₱879

An increase in the expected lease income of KSA would increase the dividend payout, which would lead to an increase in the fair value of the investment in KSA.

As at December 31, 2022 and 2021, the carrying value of the investment in KSA amounts to ₱1,021.7 million. No unrealized gain or loss recognized for the years 2022, 2021 and 2020.

In 2021, Grab was listed in NASDAQ which resulted to transfer from Level 2 to Level 1 fair value measurement.

For the years ended December 31, 2022, 2021 and 2010, there were no transfers other than those mentioned above.

### 30. Contracts and Agreements

#### Anscor

- a. On November 29, 2019, the Company entered into a lease agreement with ATR Asset Management, Inc., ATRAM Trust Corporation and MET Holdings, Inc. for the lease of its condominium unit commencing on the agreement date until April 30, 2021. The contract was renewed for another five (5) years effective May 1, 2021 and the Company will receive monthly rental payments of ₱1.2 million, which is subject to 5% escalation rate starting May 1, 2022.

The Company recognized rental income amounting to ₱13.0 million, ₱12.6 million, and ₱12.3 million in 2022, 2021 and 2020, respectively (see Notes 15 and 23).

#### IAI

- a. On August 23, 2006, IAI entered into a Maintenance Service Plan (MSP) with Honeywell for the latter to service IAI's additional aircraft engine acquired in 2007. Under the terms of the programs, IAI agrees to pay a fee computed at a rate of the engine's actual operating hours or the minimum operating hours, subject to annual escalation. The engine shall be shipped to the United States to undergo repairs and maintenance as necessary by a Honeywell authorized service center. Deposits for the MSP as at December 31, 2022 and 2021 amounted to nil and ₱22.19 million, respectively, and included as part of "Other noncurrent assets" account in the consolidated balance sheets.

- b. IAI entered into a lease or concessionaire agreement with Manila International Airport Authority (MIAA) which granted IAI to operate as an aircraft hangar and conduct fixed base operations within the leased premises. The agreement shall be effective for a period of one (1) year commencing on January 1, 2016. After the end of the first year, the lease is automatically renewed until IAI is permitted to stay in Ninoy Aquino International Airport (NAIA) Complex. IAI will continue to operate at NAIA Complex by virtue of the Certificate of Public Convenience and Necessity (CPCN) to operate Domestic Scheduled Air Transportation Services issued on March 31, 2017 and valid from March 1, 2017 up to February 28, 2022. On March 28, 2022, the CPCN was renewed for a period of 5 years, effective from March 1, 2022 up to February 28, 2027.

On October 15, 2019, MIAA issued a memorandum stating that all general aviation operations be transferred to other alternate airports to ease the traffic congestion at the NAIA Complex. MIAA gave general aviation companies until May 31, 2020 to vacate and turn over the leased premises.

IAI continues to operate in the leased premises after May 31, 2020 and the lease agreement was converted to a month-to-month basis starting June 1, 2020.

On January 28, 2021, IAI received a letter from MIAA stating that should IAI desire to renew the agreement, documentary requirements must be submitted on or before February 15, 2021 and that IAI should provide its best lease offer. Rent expense in 2021 and 2020 amounted to ₱5.2 million and ₱1.5 million.

At the beginning of February 2021, Federation of Aviation Organization, of which IAI is a member, sent a letter proposal to MIAA for the best lease offer price which was agreed by all of its members.

A new lease arrangement between MIAA and ASAC was executed on April 21, 2022 effective for a period of three years starting January 1, 2022 to December 31, 2024 or earlier depending on MIAA's development plan affecting the area. The contract may be renewed or extended only upon the written agreement by the parties on such terms and conditions as they may be mutually agreed upon. The new lease arrangement between MIAA and ASAC superseded the month-to-month arrangement between MIAA and IAI.

	<b>2022</b>
Cost	
Additions for the year	₱ 17,652,622
Accumulated Amortization	
Amortization for the year	(5,884,207)
Net Book Value	₱ 11,768,415

Set out below is the carrying amount of lease liability and its movement:

	<b>2022</b>
Additions for the year	₱ 17,652,621
Accretion of interest	760,575
Lease payments	(6,192,000)
	12,221,196
Less current portion of lease liability	(5,845,738)
Noncurrent portion of lease liability	₱ 6,375,458

The future aggregate minimum lease payments under the said lease are as follows:

	<b>2022</b>
Not later than 1 year	P 6,377,760
More than 1 year but not later than 5 years	6,569,093
	<b>P 12,946,853</b>

- c. On November 7, 2022, the Board approved the acquisition of two (2) twin Otter aircraft from Viking Air Limited (VAL). On the same date, the Board authorized IAI to avail a 10-year loan amounting to P1.0 billion from Banco De Oro (BDO) with variable or floating interest rate for the first two (2)— years and an interest (for evaluation whether fixed, variable or a combination of both) for the succeeding years.
- d. On November 29, 2022, IAI entered into a purchase agreement with VAL to acquire two twin Otter aircraft with a total purchase price US\$17.07 million. As of December 31, 2022, IAI deposited to VAL advance payment for the aircraft amounting to P245 million funded by the advance from SSRLI.

#### SSRLI and PRI

- a. On January 9, 2007, SSRLI and the Philippine Economic Zone Authority (PEZA) signed a Registration Agreement declaring SSRLI as an Ecozone Developer/Operator, entitling SSRLI to establish, develop and construct the villas and to operate the Ecozone. SSRLI is entitled to four-year income tax holiday and tax-free importation of machineries and equipment on PEZA-covered registered activities under the Registration Agreement.

On December 18, 2009, SSRLI's resort operations have been registered with PEZA to engage in the renovation and expansion of Amanpulo Resort at the Pamalican Island Tourism Ecozone. SSRLI's resort operations are entitled to 5% gross income tax on revenues generated from foreign clients and regular income tax on non-foreign clients under the Registration Agreement.

On July 1, 2011, PRI took over the resort operations of SSRLI. On the same date, PEZA approved PRI's application for registration as a locator at the Pamalican Island Ecozone Tourism Zone. SSRLI also transferred in the name of PRI all resort operation-related contracts entered into with related parties and third parties, including its long-term loans with a bank, except for the foreshore lease contract with the Department of Environment and Natural Resources (DENR) which is nontransferable.

On October 3, 2012, PRI entered into an operating lease agreement with SSRLI covering all rights and interests in resort-related assets, which include land, land improvements and buildings for a period of 20 years beginning July 1, 2011. Annual lease rental amounted to P53.5 million, payable within the first five days at the beginning of each quarter.

Effective January 1, 2016, the annual rental fee upon mutual agreement of both parties was reduced to P42.8 million.

- b. On February 18, 2011, the BOD of the Company approved the Company's acquisition of additional shares from the shareholders of SSRLI. The acquisition increased the ownership of the Company from 46.79% to 62.30% of the total outstanding common and preferred shares of SSRLI. Total acquisition price for the additional shares is US\$5.9 million (P255.9 million) cash consideration plus fair value of the 46.79% investment amounting to P302.7 million. Goodwill recognized from the acquisition amounted to P99.3 million (see Note 7).
- c. Since 1995, the Company charges a monthly fee amounting to US\$15,000 or its Peso equivalent for the Company's general, administrative, treasury, tax and legal services rendered to PRI.

Starting January 1, 2018, both parties mutually agreed to a monthly fee amounting to P650,000 (eliminated in the consolidated statements of comprehensive income), inclusive of VAT. AHI also charges PRI for a monthly fee of P100,000 (eliminated in the consolidated statements of comprehensive income), inclusive of VAT. Effective August 2021, P375,000 (inclusive of VAT) is billed by AHI to PRI and the same amount is charged by the Company by PRI.

- d. PRI executed in the past an Operating and Management Agreement (OMA) with Amanresorts Management, B.V. (AMBV, the Operator of Amanresorts), a company based in Amsterdam, the Netherlands, for a fee of 5% of PRI's gross operating profits, as defined in the OMA. The OMA provides for, among others, the reimbursements by PRI to Amanresorts of all costs and expenses incurred by the latter in connection with the management and operation of the resort and a reserve cash funding equivalent to 3% of gross revenues, which will be used to cover the cost of replacements, renewals, and additions to furniture, fixtures and equipment.

On June 24, 2013, both parties have mutually entered into a new OMA, effective on the same date, in which PRI will pay a basic fee amounting to 4% of gross revenue and an incentive fee of 10% based on the gross operating profit collectively known as "Management fee". In addition to the management fees discussed, PRI shall also reimburse AMBV for all costs and expenses incurred by AMBV directly in connection with rendering services under the new OMA.

Likewise, a Marketing Service Agreement (MSA) was entered into by PRI with Amanresorts Services Limited (ASL) with marketing fee charges of 3% of PRI's annual gross hotel revenues. On June 24, 2013, both parties mutually entered into a new marketing services agreement of the same terms and conditions, except for a lower marketing fee rate of 1% of gross revenue from 3%.

On June 24, 2011, PRI also executed a Reservation Service Agreement with Hotel Sales Services Ltd. (HSSL), a company established in British Virgin Islands, in which PRI will pay the latter a monthly fee of 6.5% on gross accommodation charges for all realized bookings processed through HSSL's central sales and reservation offices with the exception of bookings made through the Global Distribution System (GDS) in which PRI will pay US\$100 per booking. An annual maintenance fee of US\$1,000 shall also be paid to HSSL.

On October 10, 2014, PRI and HSSL executed a new agreement, effective January 1, 2015, with similar terms as the original agreement, except for a higher annual maintenance fee which increased to US\$3,000 from US\$1,000 and a lower transaction fee for GDS Network bookings for US\$100 from US\$300.

PRI also obtained from Amanresorts I.P.R.B.V. (AIPRBV), a company incorporated in Amsterdam, the Netherlands, the nonexclusive license to use the Amanresorts Marks in connection with the operation of the Resort for a monthly fee of US\$1,000.

The OMA, marketing and license contracts will expire on the thirty first (31st day) of December of the fifth full calendar year following their commencement. Further, AMBV has the option to extend the operating term for a period of five years from the date of its expiration.

On January 18, 2018 and March 9, 2018, the Aman Group notified PRI of the assignment of the OMA, MSA and RSA, among others, to Aman Group S.A.R.L., a company incorporated in Switzerland.

On November 28, 2018, Aman Group issued a Notice of Extension to PRI containing its election and intention to extend the operating term with PRI for a period of five (5) years or until December 31, 2023 from the date of expiration, which was on December 31, 2018, under the same terms and conditions as contained in the management agreement.

Total fees related to these agreements amounted to ₱98.1 million, ₱75.1 million and ₱52.6 million in 2022, 2021 and 2020, respectively.

- e. PRI entered into an agreement with IAI wherein the latter will provide regular air transport service to PRI. IAI shall charge PRI a fixed round trip rate, subject to an annual review by both parties, with a guarantee that all IAI's operating cost will be covered. The agreement has a duration of three (3) years and was executed effective July 1, 2011. The agreement was renewed for another three (3) years on February 13, 2015. The duration of the contract may be extended upon such terms and condition as may be mutually agreed by both parties.

On February 15, 2018, both parties entered into a renewal agreement which shall have a duration of not less than three (3) years unless otherwise pre-terminated. This was subsequently renewed for another three (3) years, i.e., until February 2024.

- f. PRI entered into a lease agreement with IAI for the guest lounge, purchasing office including storage space and vehicle parking lots. In addition, in 2020, PRI entered into short-term lease agreements with IAI for PRI's disinfecting and rapid testing area, isolation area, staff room and additional vehicle parking slots.

In 2022, the Company renewed its lease agreements with IAI for the Company's disinfecting and rapid testing area, isolation area, staff room and additional vehicle parking slots. These lease agreements are subjected to a lease term of one year or less.

On April 21, 2022, a new lease arrangement between Manila International Airport Authority (MIAA) and A. Soriano Air Corporation (ASAC) was executed effective for a period of three years starting January 1, 2022 to December 31, 2024. This new lease agreement between MIAA and ASAC superseded the month-to-month arrangement between MIAA and IAI. Accordingly, all the existing lease agreements between IAI and the Company was terminated. New lease agreements was executed between the Company and ASAC starting August 1, 2022. These lease agreements are subjected to a lease term of one year or less.

Total rent expense (eliminated in the consolidated profit or loss) relating to these lease agreements amounted to ₱3.84 million and ₱5.1 million in 2022 and 2021, respectively.

- g. On July 1, 2011, PRI entered into management agreements with the villa owning companies wherein it shall provide general maintenance and accounting and administrative services for the villas. PRI shall also be responsible for the marketing and promotion of the villas. In return for these services, PRI shall be entitled to 50% of the net villa rental proceeds. PRI shall also receive reimbursements of costs, with 15% handling fees (except for utilities, which are not subject to handling fees), incurred in providing services to the villa guests. PRI's share in the net villa rental proceeds including handling fees amounted to ₱193.0 million, ₱164.0 million and ₱90.9 million in 2022, 2021 and 2020, respectively, and presented as "Services" revenue account in the consolidated statements of comprehensive income.

As part of the agreement, PRI will also receive a fund which shall be used for future maintenance requirements of the villas. As at December 31, 2022 and 2021, the restricted fund amounted to ₱82.72 million and ₱87.01 million, respectively, which is included under "Other noncurrent assets" and "Other noncurrent liabilities" in the consolidated balance sheets (see Note 16).

- h. In November 2005, the DENR awarded to SSRLI the use of the foreshore land surrounding the Pamalican Island, where Amanpulo Resort is situated. The award has a duration of 25 years which may be renewed for another full period at the option of SSRLI. Annual rent shall be paid in advance on or before the 16th day of November every year.
- i. In 2014, SSRLI entered into a Construction Service Contract (Service Contract) with the PEZA-registered villa owners in which SSRLI shall provide project management general and specific administration and supervision over the preconstruction and construction stages of the Project. The villa owners shall pay SSRLI a handling fee which represents 15% of the actual project cost during the villa construction or renovation. As there are no ongoing projects, no handling fee was recognized in 2022, 2021 and 2020.
- j. Starting 2013, SSRLI has property development in progress, which pertains to the costs related to the development of various projects. As at December 31, 2022 and 2021, total property development in progress mainly for Phase 4 villa development amounted to ₱41.1 million and ₱32.2 million, respectively.

#### PDIPI and Subsidiaries

- a. The Company has a management contract with PDP Energy which provides, among others, for payment of annual management fees amounting to ₱7.2 million (VAT inclusive), plus certain percentages of audited income before tax and management and technical assistance fees (VAT exclusive). Due from PDP Energy (eliminated in the consolidated balance sheets) amounted to ₱44.7 million and ₱23.3 million as at December 31, 2022 and 2021, respectively. Management fees (eliminated in the consolidated profit or loss) amounted to ₱100.1 million, ₱103.6 million, and ₱85.1 million in 2022, 2021 and 2020, respectively.

A new management contract was executed effective January 1, 2022 subject to the same terms and conditions except for the payment of a fixed fee amounting to ₱7.2 million (VAT inclusive) per year.

- b. In 2012, PDP Energy entered into a contract of lease with a third party for the lease of its office building. The term is for a period of five years and renewable at the option of both parties. Set out below are the carrying amount of right-of-use asset recognized as at December 31, 2022 and 2021, and the movement during the period.

	2022	2021
Cost		
Beginning/Ending balance	P 35,792,042	P 35,792,042
Accumulated Amortization		
Beginning balance	22,605,501	15,070,334
Amortization for the year	7,535,167	7,535,167
Ending balance	30,140,668	22,605,501
Net Book Value	P 5,651,374	P 13,186,541

Set out below is the carrying amount of lease liability and its movements in 2022 and 2021:

	2022	2021
Beginning balance	P 16,600,449	P 24,130,777
Accretion of interest	1,618,916	1,890,962
Lease payments	(11,224,249)	(9,421,290)
	6,995,116	16,600,449
Less current portion of lease liability	4,288,032	9,810,744
Noncurrent portion of lease liability	P 2,707,084	P 6,789,705

*Operating Lease commitments - PDP Energy as lessee*

The future aggregate minimum lease payments under the said lease are as follows:

	2022	2021
Not later than 1 year	P 7,729,869	P 9,938,402
More than 1 year but not later than 5 years	—	7,729,869
	P 7,729,869	P 17,668,271

### 31. Changes in Liabilities Arising from Financing Activities

December 31, 2022	January 1, 2022	Cash Flow for Availability	Cash Flows for Repayments	Dividend Declaration	Noncash Movement	Accretion of Interest	December 31, 2022
Long-term debt	P 75,714,286	P —	(P 75,714,286)	P —	P —	P —	P —
Notes payable	23,166,200	23,166,200	(23,166,200)	—	(23,166,200)	—	—
Dividends payable	519,529,172	—	(1,189,139,632)	1,227,570,239	(56,000,000)	—	501,959,779
Lease liabilities	16,600,449	—	(17,416,249)	—	17,652,621	2,379,491	19,216,312
Total liabilities from financing activities	P 635,010,107	P 23,166,200	(P 1,305,436,367)	P 1,227,570,239	(P 61,513,579)	P 2,379,491	P 521,176,091

	January 1, 2021	Cash Flow for Availment	Cash Flows for Repayments	Dividend Declaration	Noncash Movement	Accretion of Interest	December 31, 2021
December 31, 2021							
Long-term debt	₱ 227,142,857	₱ —	(₱ 151,428,571)	₱ —	₱ —	₱ —	₱ 75,714,286
Notes payable	23,166,200	23,166,200	—	—	(23,166,200)	—	23,166,200
Dividends payable	366,069,163	—	(725,217,672)	920,677,681	(42,000,000)	—	519,529,172
Lease liabilities	24,130,777	—	(9,421,290)	—	—	1,890,962	16,600,449
Total liabilities from financing activities	₱ 640,508,997	₱ 23,166,200	(₱ 886,067,533)	₱ 920,677,681	(₱ 65,166,200)	₱ 1,890,962	₱ 635,010,107

	January 1, 2020	Cash Flow for Availment	Cash Flows for Repayments	Dividend Declaration	Noncash Movement	Foreign Exchange Movement	Accretion of Interest	December 31, 2020
December 31, 2020								
Long-term debt	₱ 503,307,603	₱ —	(₱ 275,719,246)	₱ —	₱ —	(₱ 445,500)	₱ —	₱ 227,142,857
Notes payable	—	28,166,200	(5,000,000)	—	—	—	—	23,166,200
Dividends payable	283,974,578	—	(813,500,482)	937,595,067	(42,000,000)	—	—	366,069,163
Lease liabilities	37,374,645	—	(12,038,287)	—	(3,917,535)	—	2,711,954	24,130,777
Total liabilities from financing activities	₱ 824,656,826	₱ 28,166,200	(₱ 1,106,258,015)	₱ 937,595,067	(₱ 45,917,535)	(₱ 445,500)	₱ 2,711,954	₱ 640,508,997

### 32. Other Matters

- ASAC is a defendant in labor lawsuits and claims. As at December 31, 2019, management has provisions for losses amounting to ₱5.7 million that may be incurred from these lawsuits. In 2020, ASAC reversed the provisions in full as management assessed that the claim is no longer probable due to the prescription of the period from which the complainants may file an independent action to re-open the labor lawsuits. The 10-year prescriptive period ended on April 20, 2020.
- The Group have claims, commitments, litigations and contingent liabilities that arise in the normal course of their operations which are not reflected in the consolidated financial statements. Management is of the opinion that as at December 31, 2022 and 2021, losses, if any, from these commitments and contingencies will not have a material effect on the consolidated financial statements.
- The other information usually required by PAS 37, *Provisions, Contingent Liabilities and Contingent Assets*, are not disclosed as they may prejudice the Group's negotiation with third parties.

### 33. Notes to Consolidated Statements of Cash Flows

The Group's investing and financing activities in 2022 are as follows:

- 2021 additions to property and equipment amounting to ₱197.57 million was paid in 2022.

The Group's noncash investing activities in 2021 are as follows:

- Additions to property and equipment amounting to ₱197.57 million; and
- Loans amounting to ₱23.2 million were rolled-over for another year.



### 34. Subsequent Events

#### Anscor

- On March 1, 2023, the BOD approved the declaration of cash dividend of ₱0.50 per common share, payable on April 10, 2023 to common stockholders of record as at March 16, 2023.

#### SSRLI, PRI and PUI

- SSRLI sold its shares in PUI to PRI on January 31, 2023. On February 2, 2023, PRI transferred its assets to PUI amounting to ₱176.86 million.

#### IAI

- On January 6, 2023, SSRLI made an additional cash advance of ₱160 million to IAI for additional deposits to VAL (see Note 30).
- On January 9, 2023, a Facility Agreement (IAI-BDO Loan) was executed between IAI and BDO, for a term loan in the aggregate principal amount of up to ₱1 billion. On the same date, the Continuing Suretyship (CS) in favor of BDO was jointly and severally irrevocably executed by SSRLI and PRI duly identified as the sureties to secure the due and full payment and performance of the Secured Obligations as defined in the CS. Further, on the same date, IAI availed a 10-year loan from BDO amounting to ₱450.0 million with an interest rate of 6.5657%. The amount loaned was used to pay for the advances received from SSRLI amounting to ₱406 million.
- On February 14, 2023, SSRLI, PRI, PUI (the three companies as Trustors) and AB Capital and Investment Corporation (as Trustee) executed the Amended and Restated Mortgage Trust Indenture (MTI). PRI and PUI are now parties to the MTI which was originally entered by SSRLI and the Trustee on November 29, 2005. The Trustors in the MTI are now parties to the Mortgage Obligations for the IAI Loan with BDO Unibank Inc. (BDO). The Mortgaged properties include certain assets with an appraised value of at least 167% of the outstanding loan of IAI with BDO.

#### PDP

- On March 1, 2023, the Board of Directors of PD Energy approved the declaration of ₱336.0 million cash dividend to PDIPI representing ₱5.2 per share, payable as follows:

₱36 million - payable on March 22, 2023

₱150 million - payable on April 4, 2023

₱150 million - payable on June 29, 2023

- On March 1, 2023 the Board of Directors of PDIPI approved the declaration of ₱336.0 million cash dividend to each stockholders of record as of March 3, 2023 representing ₱3.9 per share, payable as follows:

₱36 million - payable on March 23, 2023

₱150 million - payable on April 5, 2023

₱150 million - payable on June 30, 2023

# Board of Directors



**ANDRES SORIANO III**  
Chairman of the Board and  
Chief Executive Officer



**EDUARDO J. SORIANO**  
Vice Chairman



**ERNEST K. CUYEGKENG**  
President and Chief Operating Officer



**JOHNSON ROBERT G. GO, JR.**



**OSCAR J. HILADO**



**WILLIAM H. OTTIGER**  
Executive Vice President and  
Corporate Development Officer



**ALFONSO S. YUCHENGCO III**

# Officers & Corporate Directory

## CORPORATE DIRECTORY

### Corporate Social Responsibility Arm

The Andres Soriano Foundation, Inc. (ASF)  
Andrews Avenue, Pasay City  
(632) 8831-99-41 • (632) 8851-55-07  
[www.asorianofoundation.org](http://www.asorianofoundation.org)

### Address

7th Floor Pacific Star Building  
Makati Ave. cor Gil Puyat Ave. Ext.,  
1209 Makati City, Philippines

### Post Office Box

1304 Makati Central Post Office  
1252 Makati City, Philippines

### Websites

[www.anscor.com.ph](http://www.anscor.com.ph)  
[www.sorianogroup.com.ph](http://www.sorianogroup.com.ph)

### Telephone Numbers

(632) 8819-02-51 to 60

### Fax Number

(632) 8811-50-68

### External Auditors

SyCip Gorres Velayo & Co.

### Stock Transfer Agent

Stock Transfer Service, Inc.  
34th Floor, Unit D, Rufino Pacific Tower  
6784 Ayala Avenue, Makati City

### Legal Counsels

Angara Abello Concepcion Regala & Cruz  
Kapunan & Castillo  
Picazo Buyco Tan Fider & Santos  
Tan Acut Lopez & Pison

\* *Assigned to AHI*

\*\* *Assigned to ASF*

## OFFICERS

### ERNEST K. CUYEGKENG

President & Chief Operating Officer

### WILLIAM H. OTTIGER

Executive Vice President & Corporate Development Officer

### NARCISA M. VILLAFLORES

Vice President & Comptroller/Treasurer

### LORENZO D. LASCO\*

Vice President

### JOSHUA L. CASTRO

Vice President & Assistant Corporate Secretary

### SALOME M. BUHION

Assistant Vice President

### MARIA VICTORIA L. CRUZ

Assistant Vice President

### LEMIA L. SIMBULAN\*\*

Executive Assistant

### LORNA P. KAPUNAN

Corporate Secretary

## SUBSIDIARIES

A. Soriano Air Corporation  
AFC Agribusiness Corporation  
Anscor Consolidated Corporation  
Anscor Holdings, Inc. (AHI)  
Anscor International, Inc.  
IQ Healthcare Professional Connection, LLC  
Island Aviation, Inc.  
Minuet Realty Corporation  
Pamalican Island Holdings, Inc.  
Pamalican Resort, Inc.  
Pamalican Utilities, Inc.  
PD Energy International Corporation  
Phelps Dodge International Philippines, Inc.  
Phelps Dodge Philippines Energy Products Corporation  
Seven Seas Resorts and Leisure, Inc.

## AFFILIATES

Asia Partners LP  
ATRAM Investment Management Partners Corporation  
Fremont Holdings, Inc.  
KSA Realty Corporation  
Navegar LP  
Prople Limited  
Sierra Madre Philippines I LP  
Vicinetum Holdings, Inc.  
Y-mAbs Therapeutics, Inc.



## A. SORIANO CORPORATION

7th Floor Pacific Star Building

Makati Avenue corner Gil Puyat Avenue Ext.

1209 Makati City, Philippines